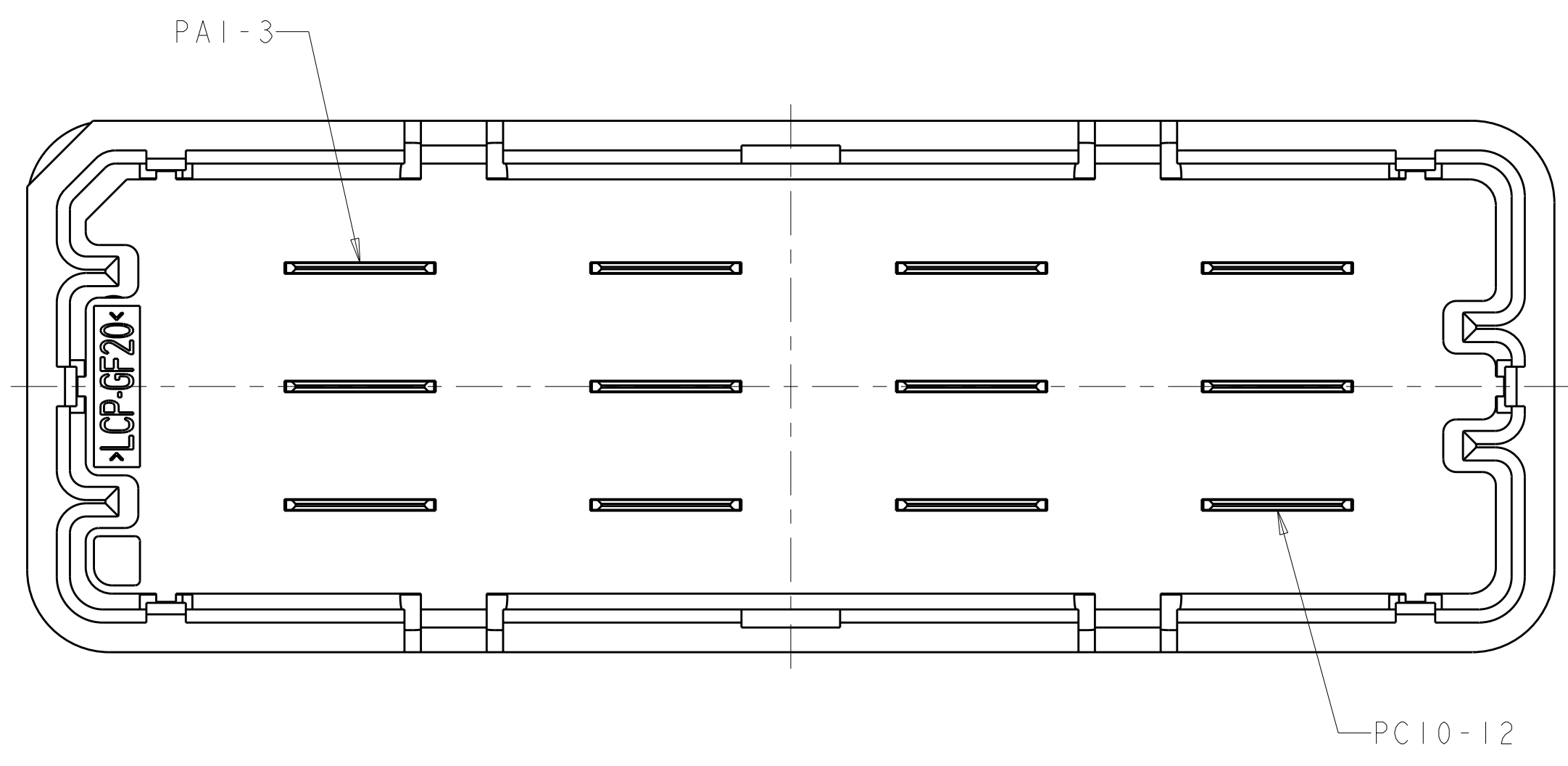
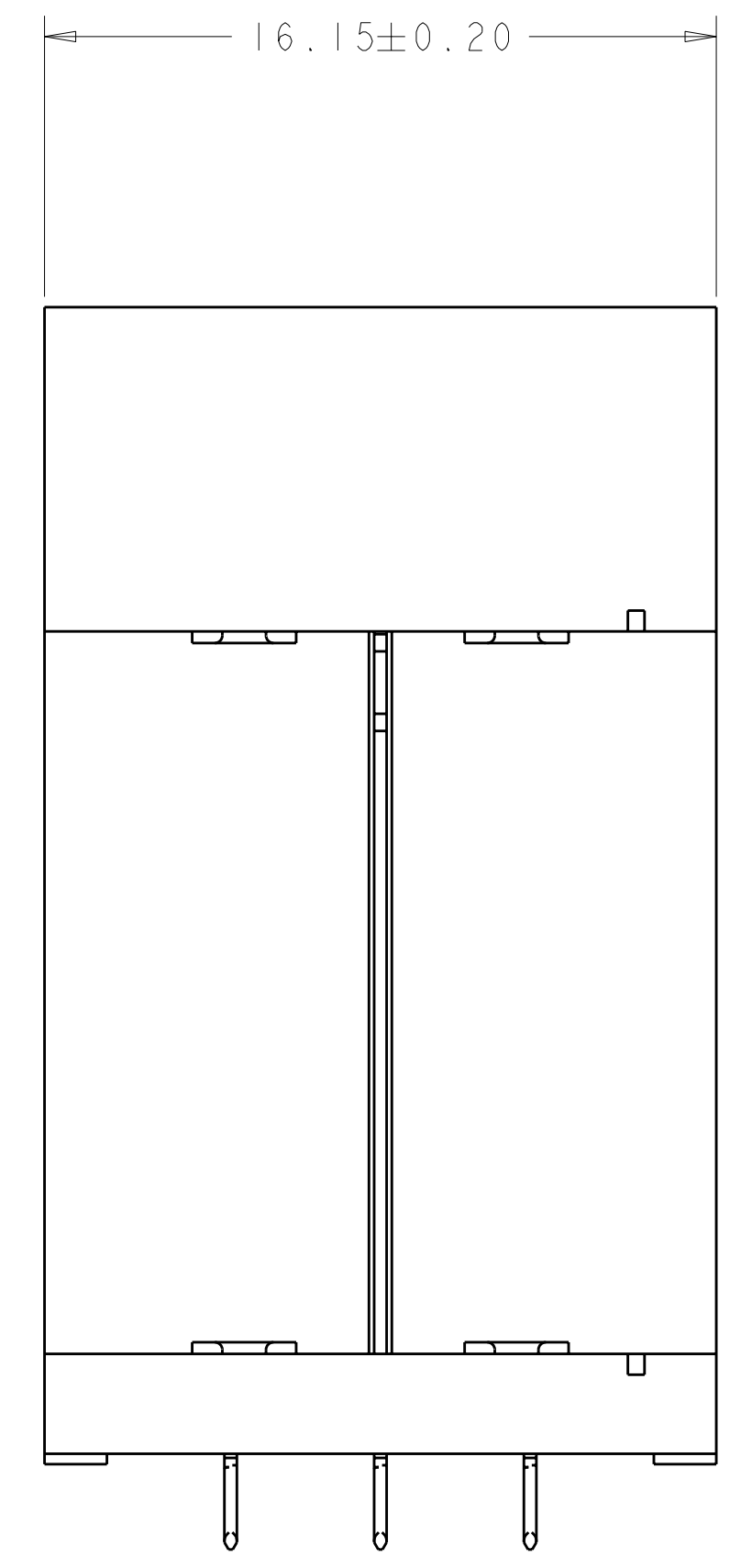
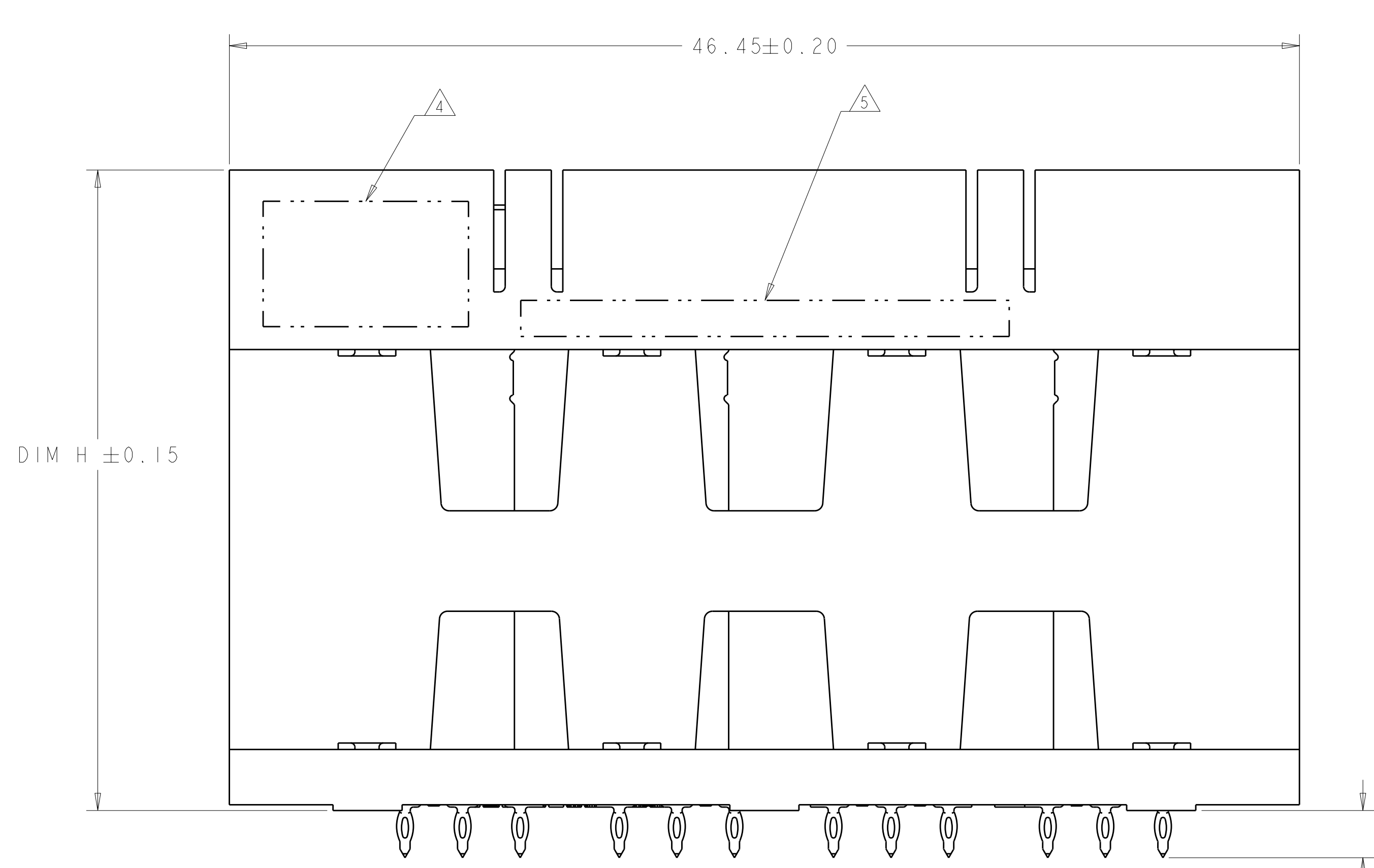


LOC	DIST	REVISIONS			
GP	00	REV	DATE	BY	APPV
		2	13DEC2010	WS	MH
		3	14MAY2012	REH	DT



- △ MATERIAL:
 BASE HOUSING, UPPER HOUSING, ORGANIZER,
 AND SPACER: THERMOPLASTIC, FLAMMABILITY
 RATING UL94 V-0
 CONTACT: COPPER ALLOY
- 2. CONFORMS TO THE REQUIREMENTS OF TE PRODUCT
 SPECIFICATION, 108-2375; BASED ON TELCORDIA
 GR-1217-CORE FOR SYSTEM QUALITY LEVEL III,
 APPLICATIONS IN CONTROLLED ENVIRONMENTS
 (CENTRAL OFFICE).
 SEE TE PRODUCT SPECIFICATION 108-2375 FOR
 TEST SEQUENCES.
- △ SPECIFIED POSITIONAL TOLERANCE DEFINES HOLE TO
 HOLE LOCATION WITHIN HOLE PATTERN. POSITIONAL
 TOLERANCE OF HOLE PATTERN TO FIDUCIAL MARKS
 OR PCB DATUMS SHALL BE DEFINED BY CUSTOMER.
- △ AREA RESERVED FOR TE CONNECTIVITY LOGO.
- △ AREA RESERVED FOR PART NUMBER (X-XXXXXX-X) AND
 DATE CODE (YYWW).
- △ USE CENTER LINES INDICATED ON PCB HOLE PATTERN
 TO ESTABLISH ALIGNMENT BETWEEN HEADER AND
 RECEPTACLE BOARDS.
- △ PLATED THROUGH HOLE REQUIREMENTS:
 HOLE SIZE PRIOR TO PLATING = $\varnothing 0.700 \pm 0.025$
 COPPER PLATING THICKNESS = 0.038 ± 0.013
 CALCULATED FINISHED HOLE SIZE = $\varnothing 0.624 \pm 0.051$
 THESE DIMENSIONS APPLY TO THE TOP 1.50mm OF
 THE PCB THICKNESS FROM THE CONNECTOR MOUNTING
 SIDE.
- △ CONTACT SALES FOR AVAILABILITY OF THIS STACK
 HEIGHT.



**SIZE 2 HALF-WIDE *
 12 POWER CONTACTS**

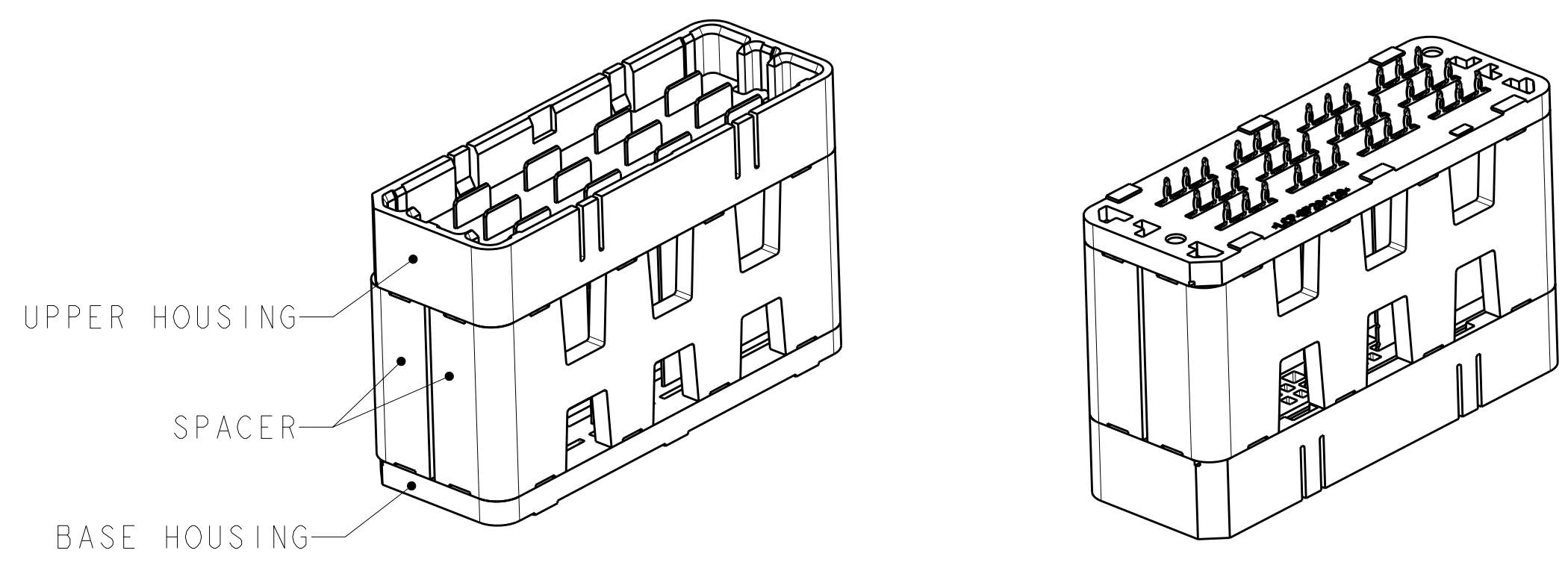
* SIZE 1 AND SIZE 3 ARE ALSO AVAILABLE

(2.05)
 36X

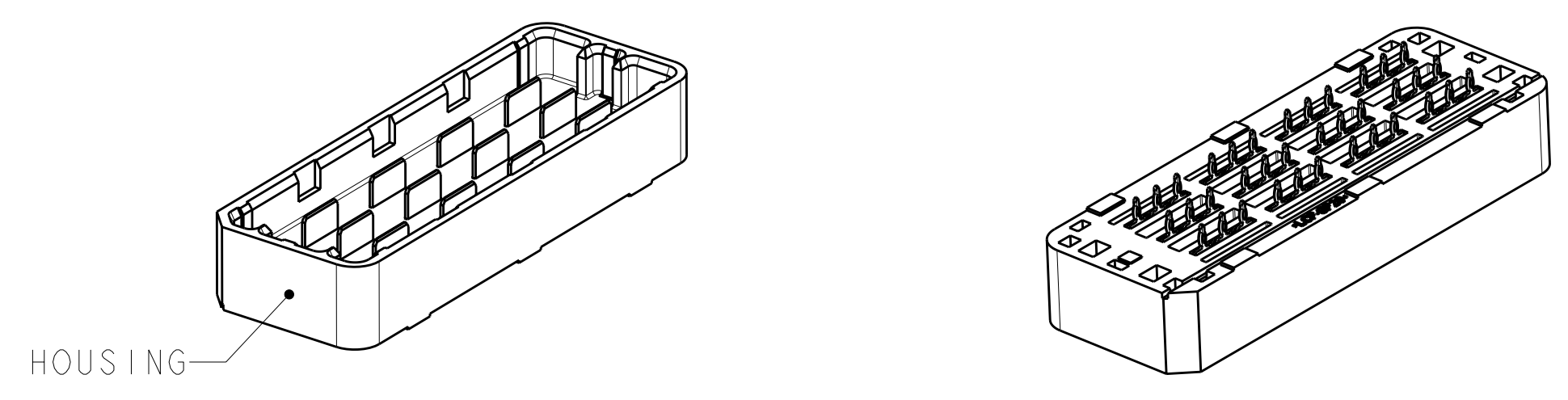
THIS PRODUCT HAS NOT
 COMPLETED VALIDATION AND
 QUALIFICATION TESTING

THIS DRAWING IS A CONTROLLED DOCUMENT.		DWN HAMMER 26OCT2010	TE Connectivity
DIMENSIONS: mm		CHK D. TROUT 27OCT2010	
TOLERANCES UNLESS OTHERWISE SPECIFIED:		APVD J. FEDDER 27OCT2010	NAME HEADER ASSEMBLY, HALF-WIDE, 12P, STRADA MESA MEZZANINE CONNECTOR
0 PLC ± 1 PLC ± 2 PLC ±0.13 3 PLC ±0.013 4 PLC ± ANGLES ±#1 FINISH		PRODUCT SPEC 108-2375	SIZE CAGE CODE DRAWING NO A100779C=2149530
MATERIAL		APPLICATION SPEC 114-13249	RESTRICTED TO
△		WEIGHT	SCALE 6:1 SHEET 1 OF 4 REV 3
		CUSTOMER DRAWING	

LOC	DIST	REV	DATE	BY	APPD
GP	00				
DESCRIPTION			DATE	BY	APPD
SEE SHEET 1					



ISOMETRIC VIEW
 TYPICAL CONFIGURATION FOR 14mm THRU 42mm
 28mm SHOWN
 SCALE 2:1



ISOMETRIC VIEWS
 TYPICAL CONFIGURATION FOR 8mm THRU 13mm
 8mm SHOWN
 SCALE 2:1

△	41.8	42mm	MATTE Sn	9-2149530-2
△	40.8	41mm	MATTE Sn	9-2149530-1
△	39.8	40mm	MATTE Sn	9-2149530-0
△	38.8	39mm	MATTE Sn	8-2149530-9
△	37.8	38mm	MATTE Sn	8-2149530-8
YES	36.8	37mm	MATTE Sn	8-2149530-7
△	35.8	36mm	MATTE Sn	8-2149530-6
△	34.8	35mm	MATTE Sn	8-2149530-5
△	33.8	34mm	MATTE Sn	8-2149530-4
△	32.8	33mm	MATTE Sn	8-2149530-3
△	31.8	32mm	MATTE Sn	8-2149530-2
△	30.8	31mm	MATTE Sn	8-2149530-1
△	29.8	30mm	MATTE Sn	8-2149530-0
△	28.8	29mm	MATTE Sn	7-2149530-9
△	27.8	28mm	MATTE Sn	7-2149530-8
△	26.8	27mm	MATTE Sn	7-2149530-7
△	25.8	26mm	MATTE Sn	7-2149530-6
△	24.8	25mm	MATTE Sn	7-2149530-5
△	23.8	24mm	MATTE Sn	7-2149530-4
△	22.8	23mm	MATTE Sn	7-2149530-3
YES	21.8	22mm	MATTE Sn	7-2149530-2
△	20.8	21mm	MATTE Sn	7-2149530-1
△	19.8	20mm	MATTE Sn	7-2149530-0
△	18.8	19mm	MATTE Sn	6-2149530-9
△	17.8	18mm	MATTE Sn	6-2149530-8
△	16.8	17mm	MATTE Sn	6-2149530-7
△	15.8	16mm	MATTE Sn	6-2149530-6
△	14.8	15mm	MATTE Sn	6-2149530-5
△	13.8	14mm	MATTE Sn	6-2149530-4
△	12.8	13mm	MATTE Sn	6-2149530-3
△	11.8	12mm	MATTE Sn	6-2149530-2
△	10.8	11mm	MATTE Sn	6-2149530-1
△	9.8	10mm	MATTE Sn	6-2149530-0
△	8.8	9mm	MATTE Sn	5-2149530-9
△	7.8	8mm	MATTE Sn	5-2149530-8
TOOLED	DIM H	STACK HEIGHT	CONTACT TAIL PLATING	PART NUMBER

△	41.8	42mm	Sn/Pb	4-2149530-2
△	40.8	41mm	Sn/Pb	4-2149530-1
△	39.8	40mm	Sn/Pb	4-2149530-0
△	38.8	39mm	Sn/Pb	3-2149530-9
△	37.8	38mm	Sn/Pb	3-2149530-8
YES	36.8	37mm	Sn/Pb	3-2149530-7
△	35.8	36mm	Sn/Pb	3-2149530-6
△	34.8	35mm	Sn/Pb	3-2149530-5
△	33.8	34mm	Sn/Pb	3-2149530-4
△	32.8	33mm	Sn/Pb	3-2149530-3
△	31.8	32mm	Sn/Pb	3-2149530-2
△	30.8	31mm	Sn/Pb	3-2149530-1
△	29.8	30mm	Sn/Pb	3-2149530-0
△	28.8	29mm	Sn/Pb	2-2149530-9
△	27.8	28mm	Sn/Pb	2-2149530-8
△	26.8	27mm	Sn/Pb	2-2149530-7
△	25.8	26mm	Sn/Pb	2-2149530-6
△	24.8	25mm	Sn/Pb	2-2149530-5
△	23.8	24mm	Sn/Pb	2-2149530-4
△	22.8	23mm	Sn/Pb	2-2149530-3
YES	21.8	22mm	Sn/Pb	2-2149530-2
△	20.8	21mm	Sn/Pb	2-2149530-1
△	19.8	20mm	Sn/Pb	2-2149530-0
△	18.8	19mm	Sn/Pb	1-2149530-9
△	17.8	18mm	Sn/Pb	1-2149530-8
△	16.8	17mm	Sn/Pb	1-2149530-7
△	15.8	16mm	Sn/Pb	1-2149530-6
△	14.8	15mm	Sn/Pb	1-2149530-5
△	13.8	14mm	Sn/Pb	1-2149530-4
△	12.8	13mm	Sn/Pb	1-2149530-3
△	11.8	12mm	Sn/Pb	1-2149530-2
△	10.8	11mm	Sn/Pb	1-2149530-1
△	9.8	10mm	Sn/Pb	1-2149530-0
△	8.8	9mm	Sn/Pb	2149530-9
△	7.8	8mm	Sn/Pb	2149530-8
TOOLED	DIM H	STACK HEIGHT	CONTACT TAIL PLATING	PART NUMBER

THIS DRAWING IS A CONTROLLED DOCUMENT.

DIMENSIONS: mm
 TOLERANCES UNLESS OTHERWISE SPECIFIED:
 9 PLC ±
 1 PLC ±0.13
 5 PLC ±0.013
 4 PLC ±
 ANGLES ±
 FINISH #1

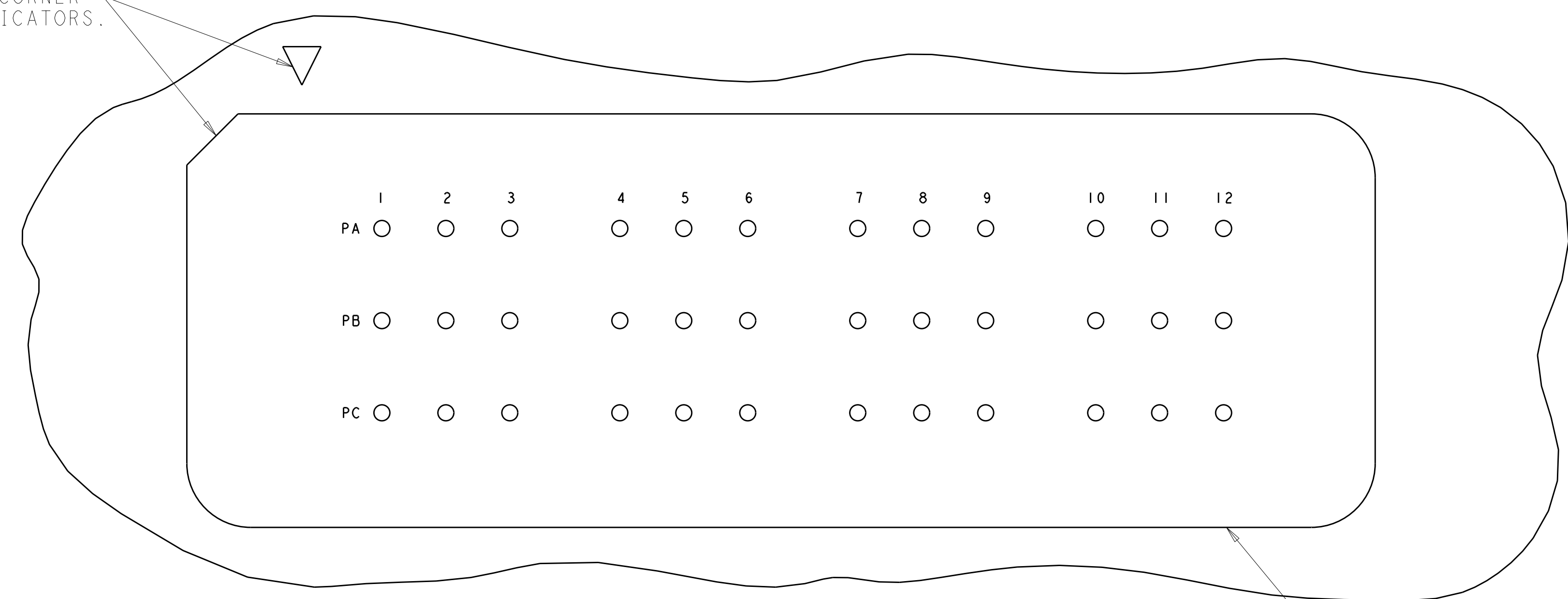
DWG: HAMNER 26OCT2010
 CHK: D. TROUT 27OCT2010
 APVD: J. FEDDER 27OCT2010

NAME: HEADER ASSEMBLY, HALF-WIDE, 12P, STRADA MESA MEZZANINE CONNECTOR
 PRODUCT SPEC: 108-2375
 APPLICATION SPEC: 114-13249
 WEIGHT: -
 CUSTOMER DRAWING

SIZE: A100779C=2149530
 SCALE: 6:1 SHEET 2 OF 4 REV 3

LOC	DIST	REVISIONS			
P	LTB	DESCRIPTION	DATE	DWN	APVD
GP	00	SEE SHEET 1	-	-	-

A1 CORNER INDICATORS.

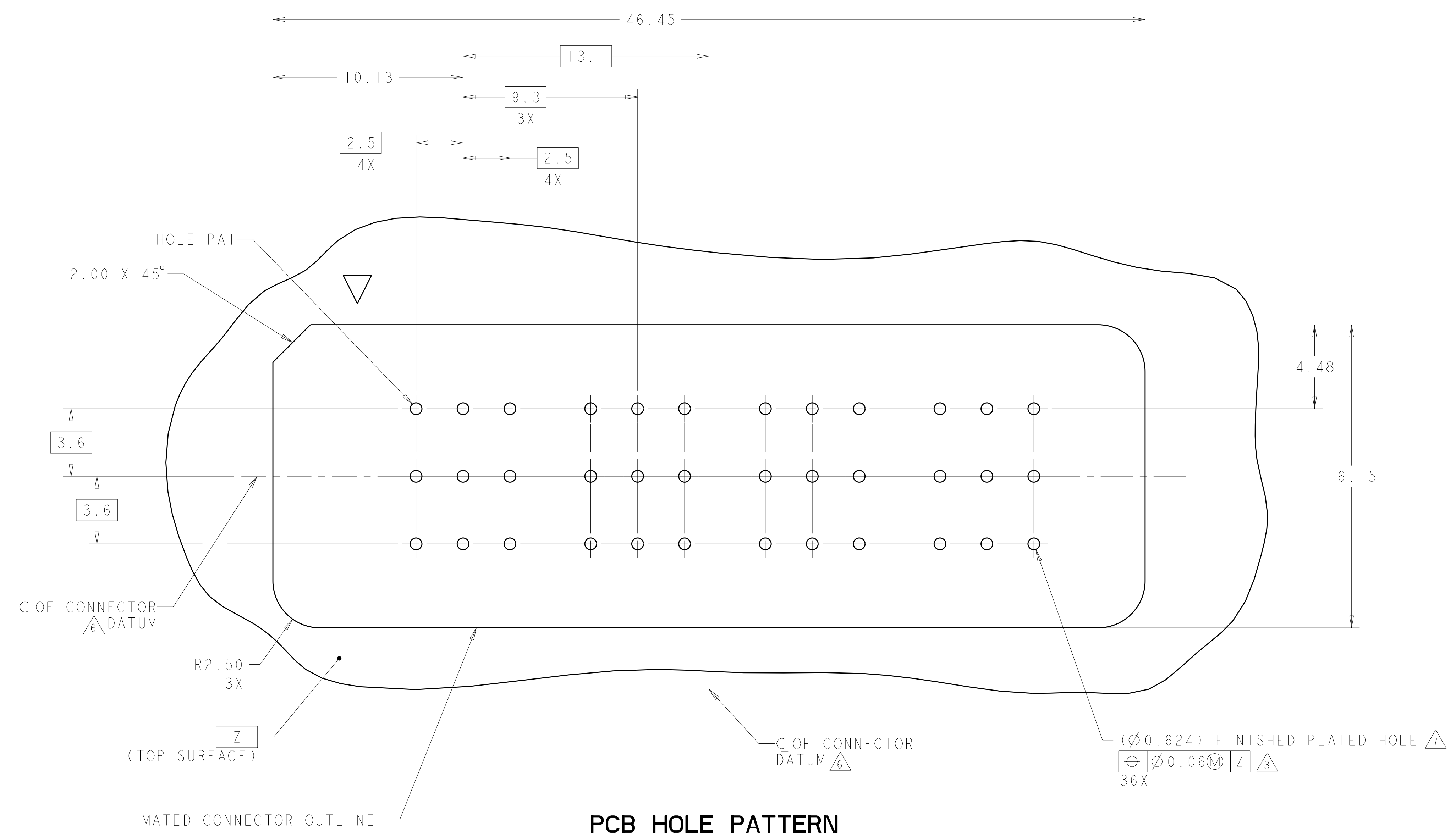


MATED CONNECTOR OUTLINE
 SEE SHEET 4 FOR LOCATION TO HOLES

PCB LAYOUT AND PIN IDENTIFICATION
 SHOWN FROM CONNECTOR SIDE
 SCALE 7:1

THIS DRAWING IS A CONTROLLED DOCUMENT.		DWN HAMNER 26OCT2010	TE Connectivity
DIMENSIONS: mm		CHK D. TROUT 27OCT2010	
TOLERANCES UNLESS OTHERWISE SPECIFIED:		APVD FEDDER 27OCT2010	NAME HEADER ASSEMBLY, HALF-WIDE, 12P, STRADA MESA MEZZANINE CONNECTOR
9 PLC ±	PRODUCT SPEC	108-2375	SIZE CAGE CODE DRAWING NO
3 PLC ±0.13	APPLICATION SPEC	114-13249	RESTRICTED TO
4 PLC ±	WEIGHT	-	A100779C=2149530
ANGLES ±#1	CUSTOMER DRAWING	SCALE 6:1	SHEET 3 OF 4 REV 3
MATERIAL	FINISH		

LOC	DIST	REVISIONS			
P	LTR	DESCRIPTION	DATE	DWN	APVD
GP	00	SEE SHEET 1	-	-	-



PCB HOLE PATTERN
 SHOWN FROM CONNECTOR SIDE
 SCALE 7:1

THIS DRAWING IS A CONTROLLED DOCUMENT.		DWN HAMNER 26OCT2010	TE Connectivity
DIMENSIONS: mm		CHK D. TROUT 27OCT2010	
TOLERANCES UNLESS OTHERWISE SPECIFIED: 9 PLC ± 8 PLC ±0.13 5 PLC ±0.013 4 PLC ± ANGLES ±1 FINISH -		APVD FEDEER 27OCT2010	NAME
MATERIAL -		PRODUCT SPEC 108-2375	HEADER ASSEMBLY, HALF-WIDE, 12P, STRADA MESA MEZZANINE CONNECTOR
WEIGHT -		APPLICATION SPEC 114-13249	SIZE CAGE CODE DRAWING NO RESTRICTED TO
CUSTOMER DRAWING		SCALE 6:1	SHEET 4 OF 4 REV 3