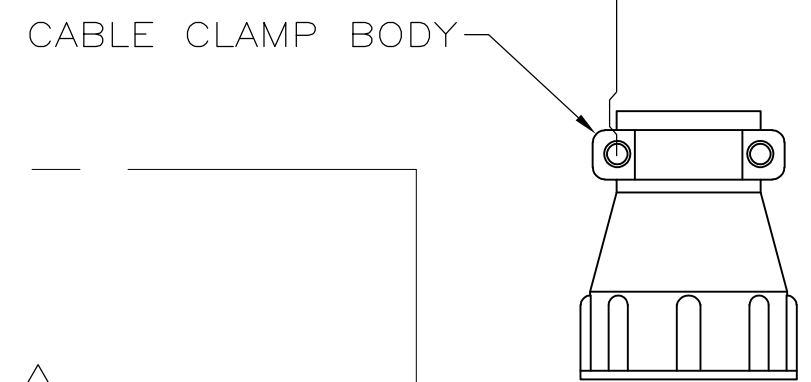
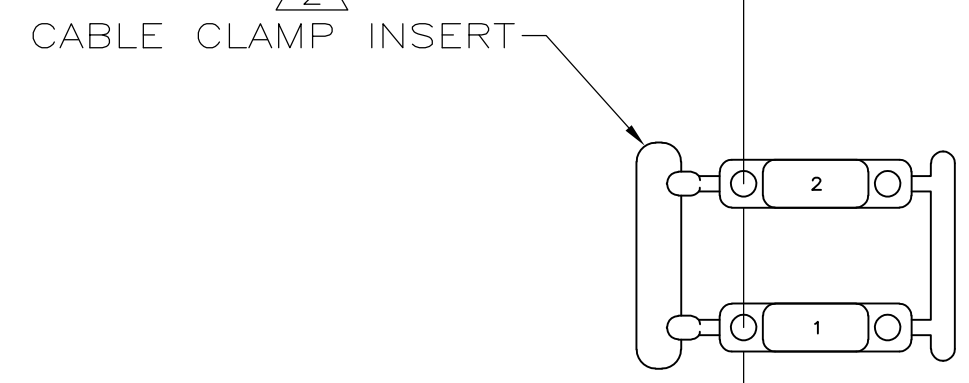
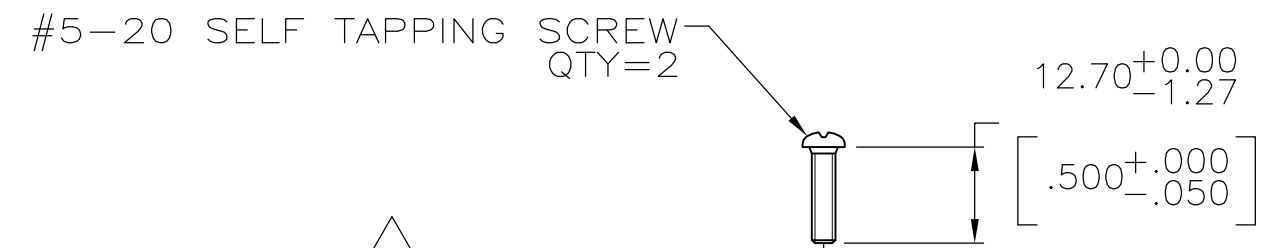
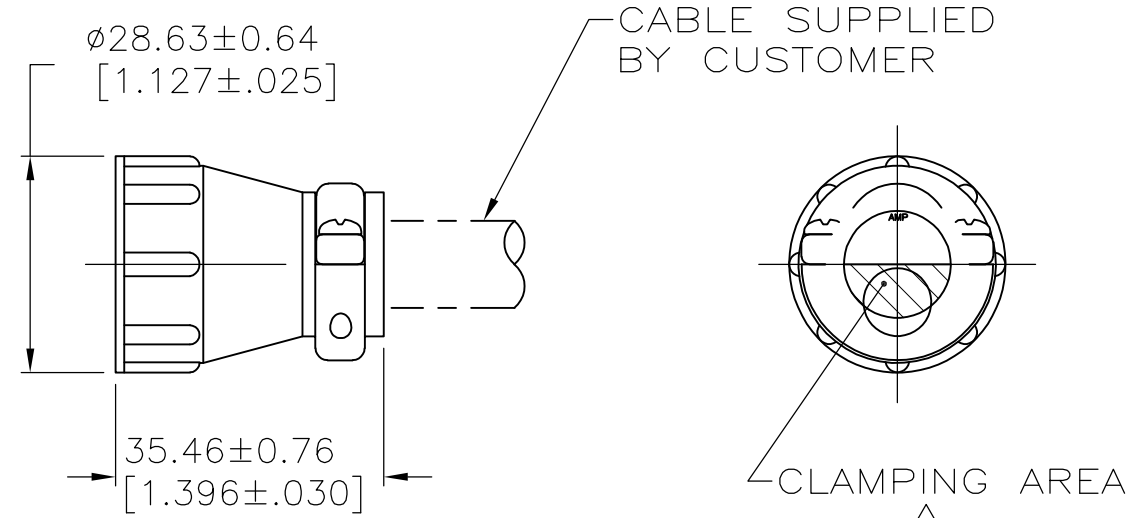


THIS DRAWING IS UNPUBLISHED. RELEASED FOR PUBLICATION
 © COPYRIGHT - By - ALL RIGHTS RESERVED.

REVISIONS				
P	LTR	DESCRIPTION	DATE	APVD
	A3	REVISED PER ECO-15-013981	29DEC2015	NK MZ



- 1 CABLE CLAMP BODY AND INSERTS: NYLON, BLACK. SCREWS: CARBON STEEL.
- 2 CABLE CLAMPING AREA ADJUSTABLE FROM 0.25 [.010] TO 4.09 [.161] SQ AREA BY REVERSING OR CHANGING CLAMPING INSERTS.
- 3 11.51 [.453] MAXIMUM CABLE OUTSIDE DIAMETER.
- 4 SCREWS: ZINC PLATE, NON-HEXAVALENT COATING.
- 5 OBSOLETE PARTS: OBSOLETE CIS STREAMLINING PER D.RENAUD/D.SINISI



ASSEMBLED VIEW

SCREW FINISH	PACKAGING	PART NUMBER
4	BULK	213904-4
4	INDIVIDUAL	213904-3
4	BULK	-213904-2
4	INDIVIDUAL	-213904-1

THIS DRAWING IS A CONTROLLED DOCUMENT.		DWN D.HARDY 07/12/95	TE Connectivity	
DIMENSIONS: mm [INCHES]		CHK R.STONE 07/13/95		
TOLERANCES UNLESS OTHERWISE SPECIFIED:		APVD A.FRANTUM 07/14/95	NAME	
0 PLC ± -		PRODUCT SPEC	CABLE CLAMP KIT, STANDARD, UNASSEMBLED, SIZE 17, CPC	
1 PLC ± -		108-1579	SIZE CAGE CODE DRAWING NO RESTRICTED TO	
2 PLC ± -		APPLICATION SPEC	A3 00779 C-213904	
3 PLC ± -		WEIGHT	SCALE 1:1 SHEET 1 OF 1 REV A3	
4 PLC ± -		CUSTOMER DRAWING		
ANGLES ± -				
FINISH				