

4

3

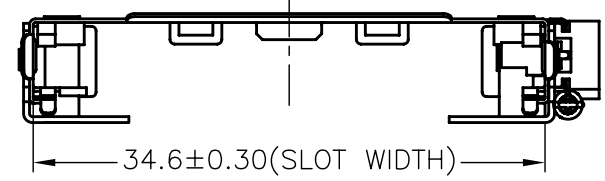
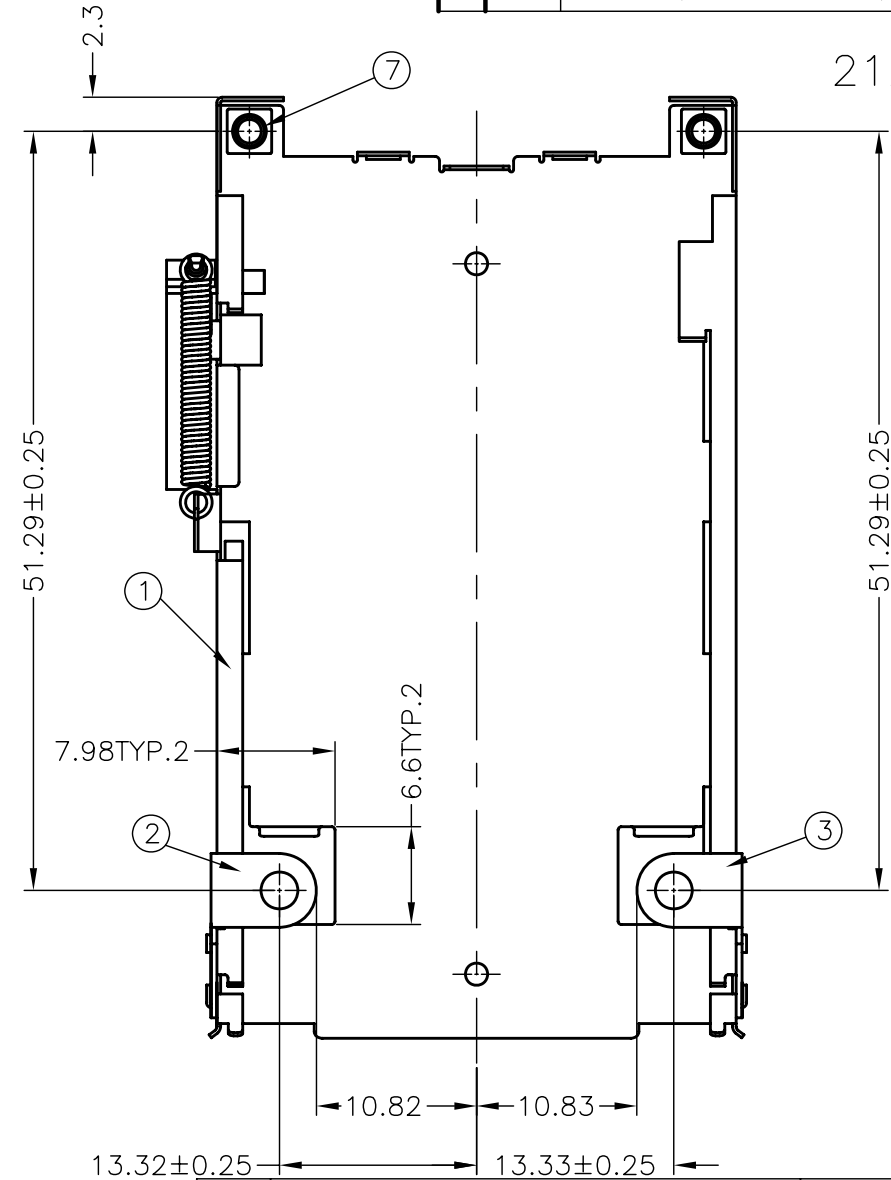
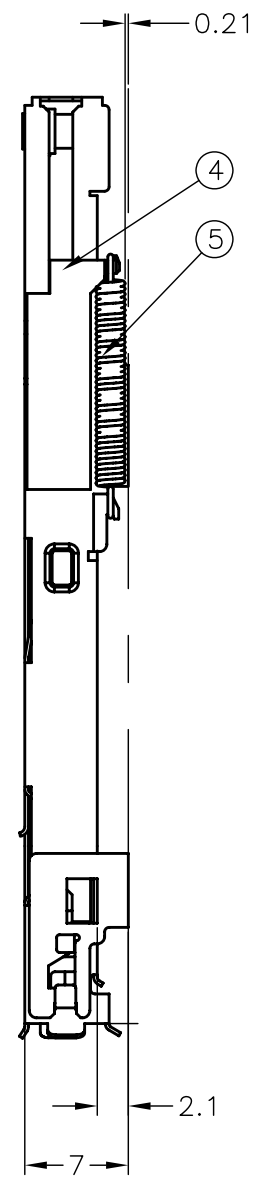
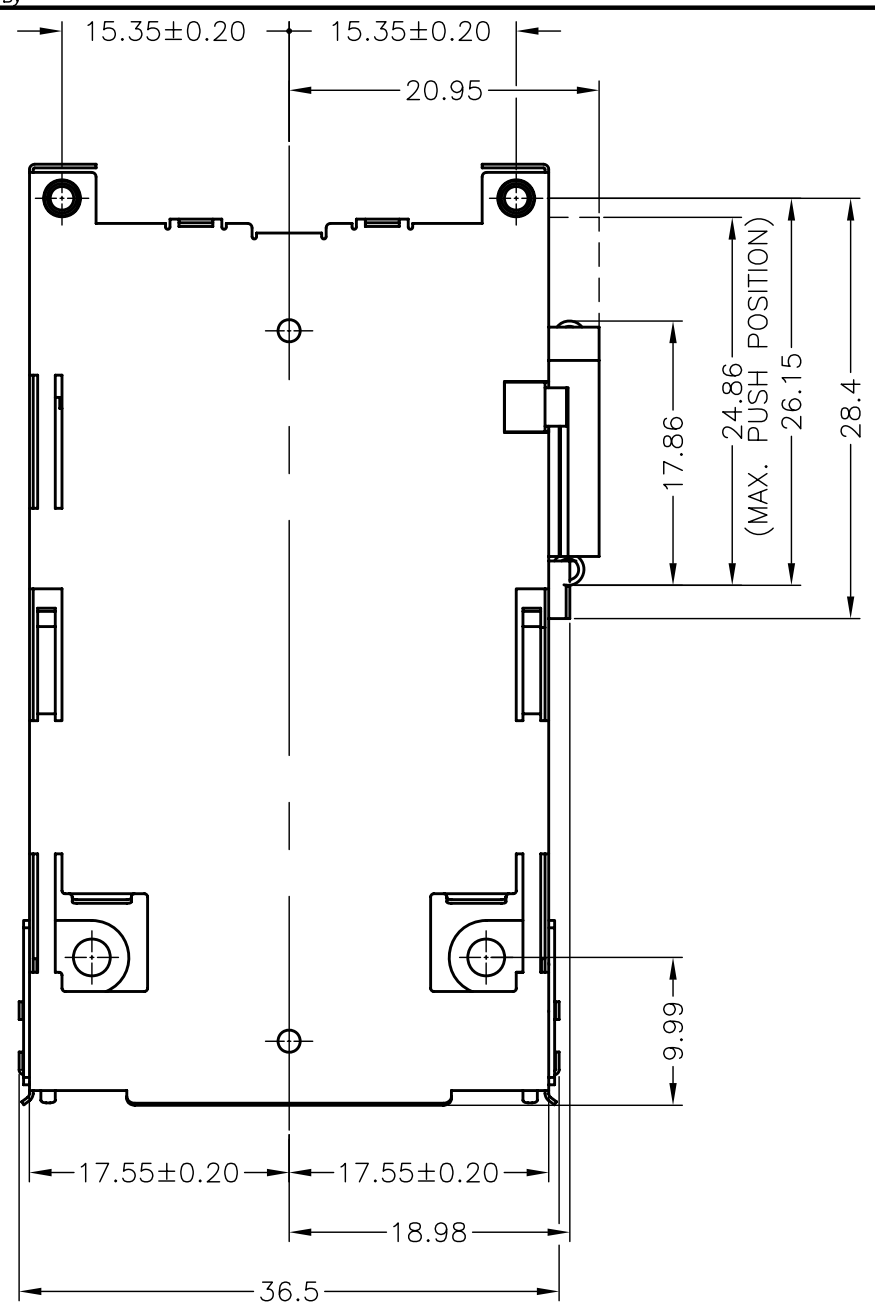
2

1

THIS DRAWING IS UNPUBLISHED. RELEASED FOR PUBLICATION  
 © COPYRIGHT - By - ALL RIGHTS RESERVED.

LOC	DIST	REVISIONS			
P	LTR	DESCRIPTION	DATE	DWN	APVD
D		REVISED(ECR-11-010689)	01JUN11	J.L	M.C

2129256-1: AS SHOWN



Q'TY	FINISH	MATERIAL	NAME	ITEM
2	NICKEL PLATING 0.003MM ALL OVER	STEEL	NUT	⑦
1		STEEL	CAM ROD	⑥
1		STEEL	COIL SPRING	⑤
1	BLACK	THERMOPLASTIC UL94V-0	SLIDER	④
1		STAINLESS STEEL	LEFT BRACKET	③
1		STAINLESS STEEL	RIGHT BRACKET	②
1		STAINLESS STEEL	SHIELD FRAME	①

THIS DRAWING IS A CONTROLLED DOCUMENT.		DWN J.LEU 12JAN11	TE Connectivity <b>EJECTOR ASSEMBLY</b> TOP MOUNT, CARD PUSH, EXPRESSCARD CONNECTOR	
DIMENSIONS: mm		CHK W.CHEN 12JAN11		
TOLERANCES UNLESS OTHERWISE SPECIFIED:		APVD M.CHAO 12JAN11	NAME	
0 PLC ± 0.5 1 PLC ± 0.5 2 PLC ± 2 3 PLC ± 4 PLC ± ANGLES ±		PRODUCT SPEC 108-99000	DRAWING NO A3 00779 C-2129256	
MATERIAL		APPLICATION SPEC	RESTRICTED TO	
FINISH		WEIGHT	SCALE 2:1 SHEET 1 OF 4 REV D	
		CUSTOMER DRAWING		

4

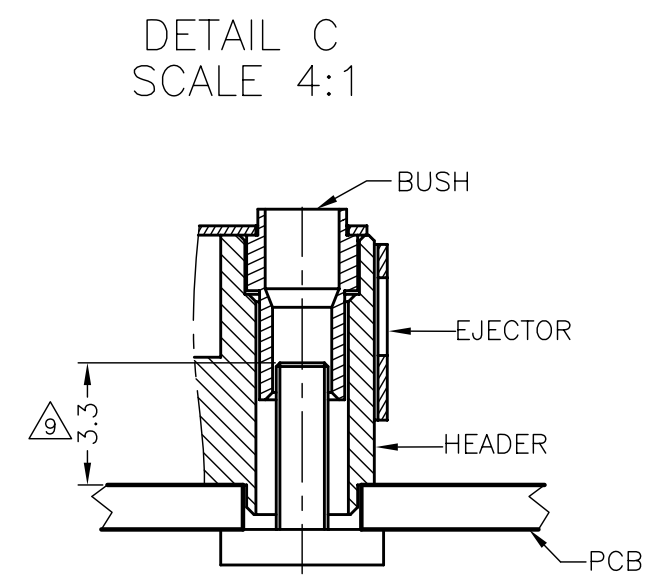
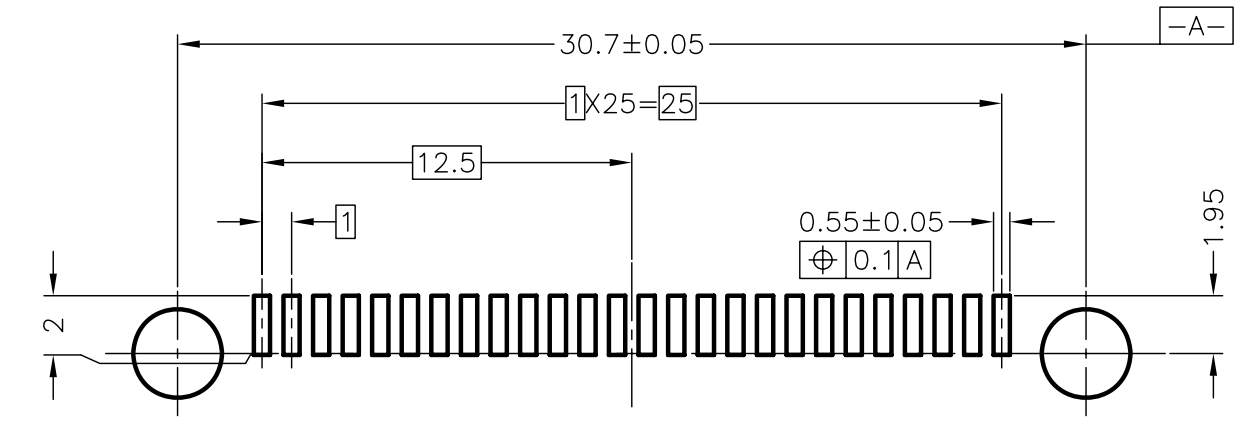
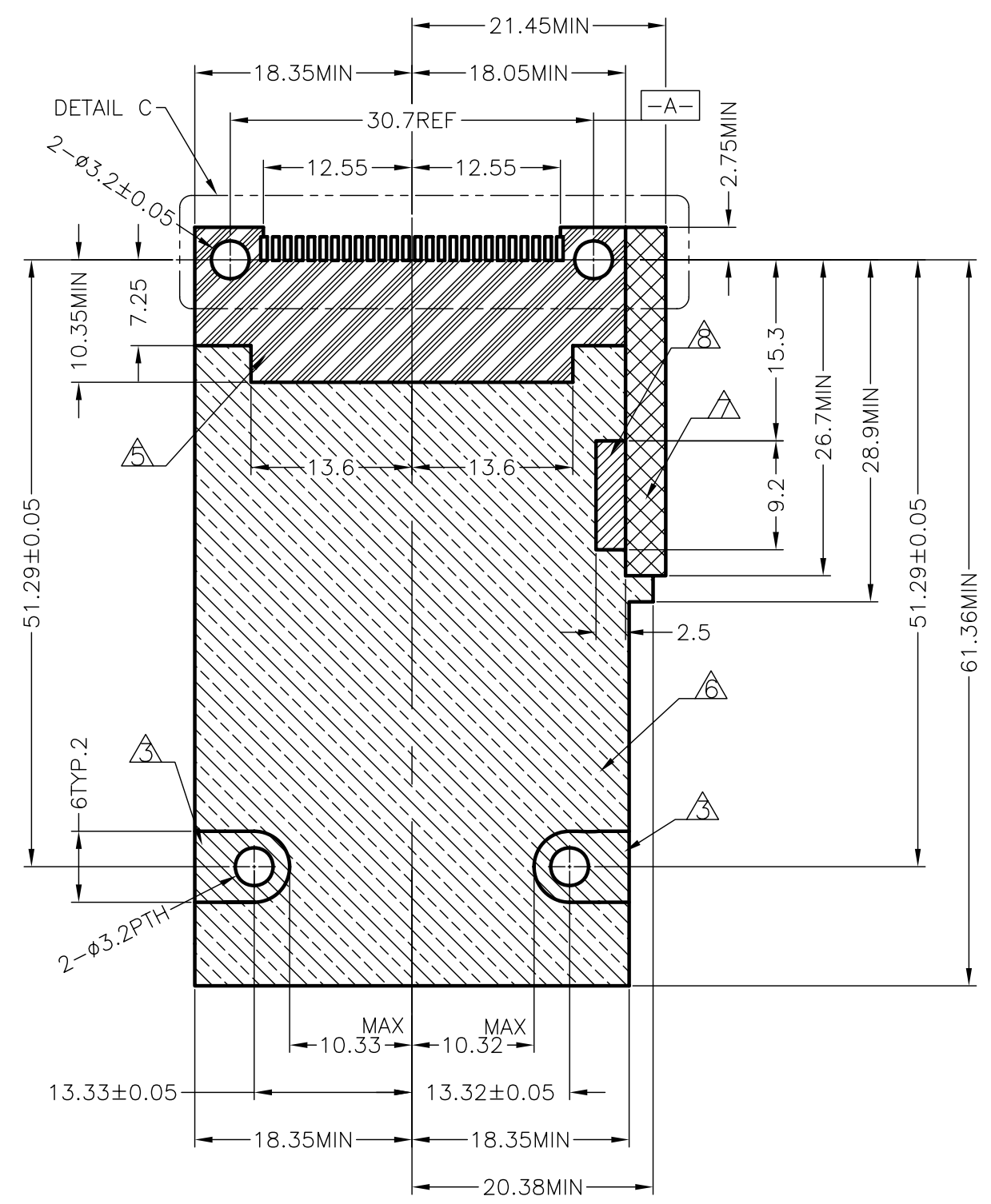
3

2

1

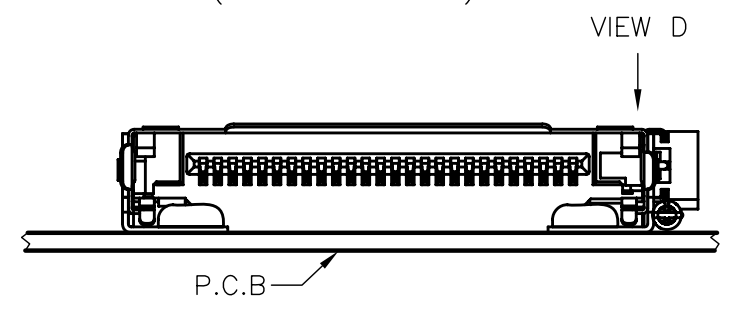
THIS DRAWING IS UNPUBLISHED. RELEASED FOR PUBLICATION  
 © COPYRIGHT - By - ALL RIGHTS RESERVED.

LOC	DIST	REVISIONS			
P	LTR	DESCRIPTION	DATE	DWN	APVD
DW		SEE SHEET 1	-	-	-



- NOTE.
- ▲ RECOMMENDED TIGHTENING TORQUE : 0.15~0.2N-m
  - ▲ RECOMMEND M2 SCREW LENGTH: 1.3MAX.
  - ▲ GROUNDING PAD
  - ▲ SOLDERING PAD
  - ▲ CONNECTOR AREA (NO COMPONENT AREA)  
(TRACE AREA SHOULD BE COVERED BY INSULATION MATERIAL, THK=0.05±0.01)
  - ▲ STAND OFF 1.3MM AREA
  - ▲ STAND OFF 0.21MM AREA
  - ▲ NO COMPONENT AREA
  - ▲ CAN'T LESS THAN 3.3 MM

VIEW D  
 RECOMMEND P.C.B LAYOUT  
 (TOLERANCE ±0.1)



THIS DRAWING IS A CONTROLLED DOCUMENT.		DWN		TE Connectivity	
DIMENSIONS: mm		CHK			
TOLERANCES UNLESS OTHERWISE SPECIFIED:		APVD		NAME	
0 PLC ± 0.5 1 PLC ± 0.5 2 PLC ± 2 3 PLC ± 4 PLC ± ANGLES ± FINISH ±		PRODUCT SPEC		EJECTOR ASSEMBLY TOP MOUNT, CARD PUSH, EXPRESSCARD CONNECTOR	
MATERIAL		APPLICATION SPEC		SIZE CAGE CODE DRAWING NO RESTRICTED TO	
		WEIGHT		A3 00779 C-2129256	
		CUSTOMER DRAWING		SCALE 2:1 SHEET 2 OF 4 REV D	

4

3

2

1

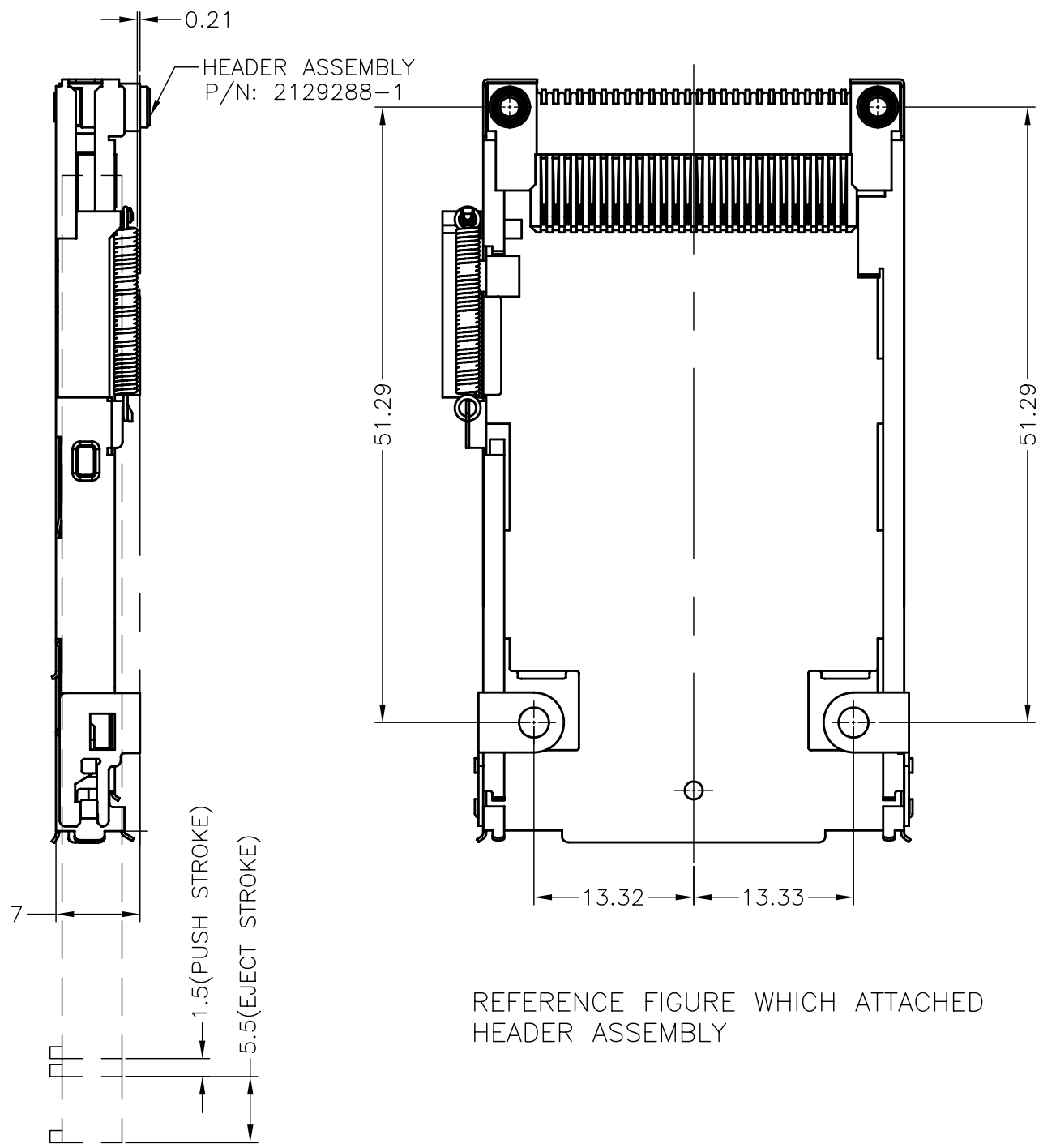
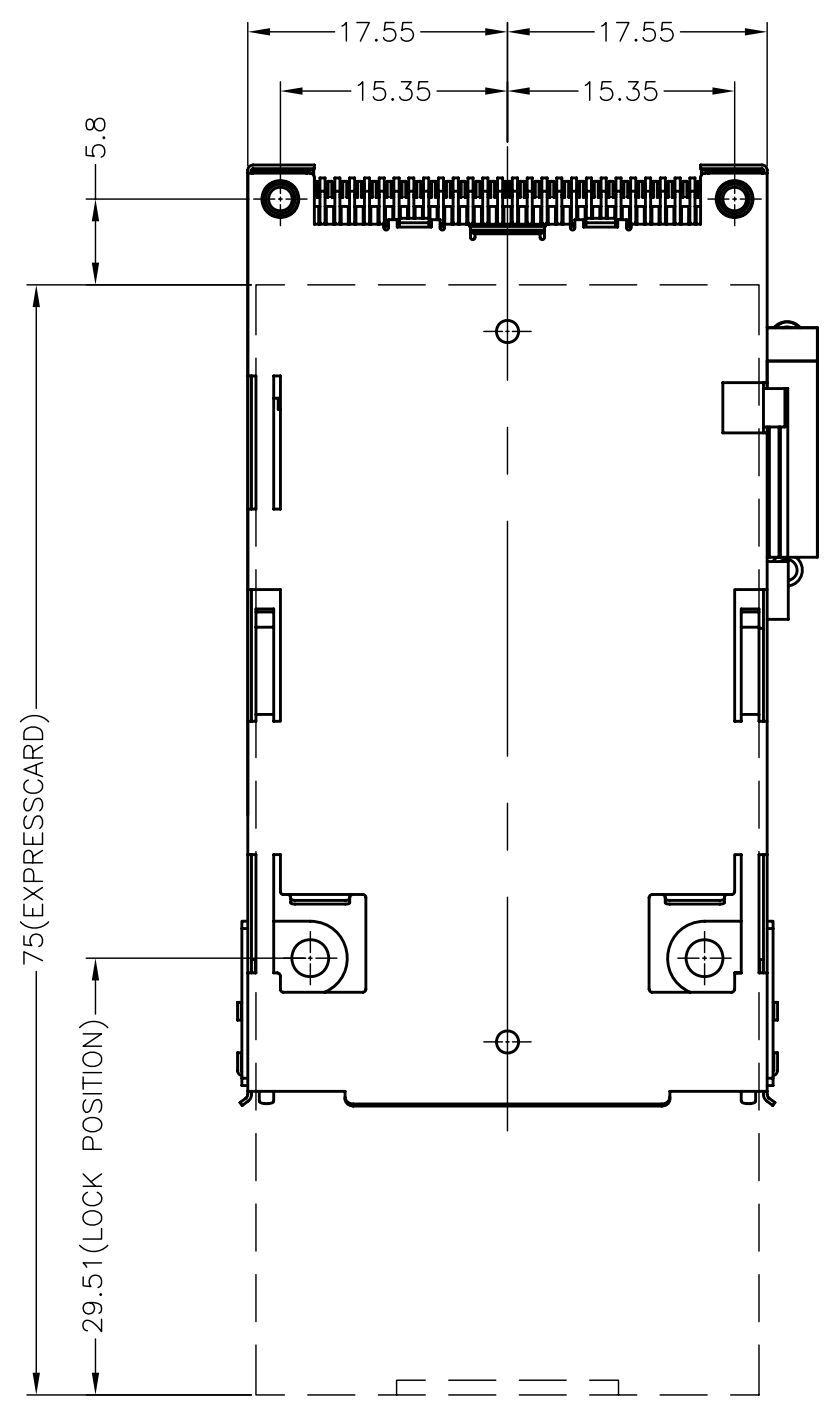
THIS DRAWING IS UNPUBLISHED. RELEASED FOR PUBLICATION  
 © COPYRIGHT - By - ALL RIGHTS RESERVED.

LOC	DIST	REVISIONS			
P	LTR	DESCRIPTION	DATE	DWN	APVD
-	-	SEE SHEET 1	-	-	-

2129256-1: AS SHOWN

D

D



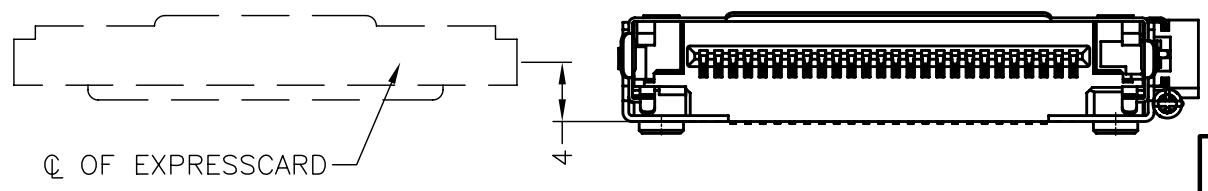
REFERENCE FIGURE WHICH ATTACHED HEADER ASSEMBLY

C

C

B

B



A

A

THIS DRAWING IS A CONTROLLED DOCUMENT.		DWN		TE Connectivity	
DIMENSIONS: mm		CHK			
TOLERANCES UNLESS OTHERWISE SPECIFIED:		APVD		NAME	
0 PLC ± 0.5 1 PLC ± 0.5 2 PLC ± 2 3 PLC ± 4 PLC ± ANGLES ±		PRODUCT SPEC		EJECTOR ASSEMBLY TOP MOUNT, CARD PUSH, EXPRESSCARD CONNECTOR	
MATERIAL		APPLICATION SPEC		SIZE	RESTRICTED TO
FINISH		WEIGHT		A3	-
		CUSTOMER DRAWING		CAGE CODE	DRAWING NO
				00779	2129256
				SCALE	SHEET
				2:1	3 OF 4
				REV	D

4

3

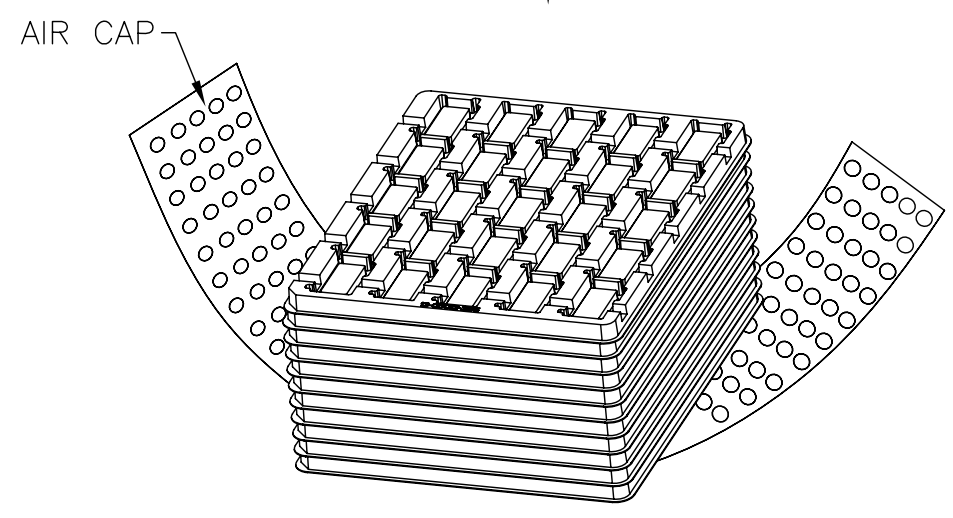
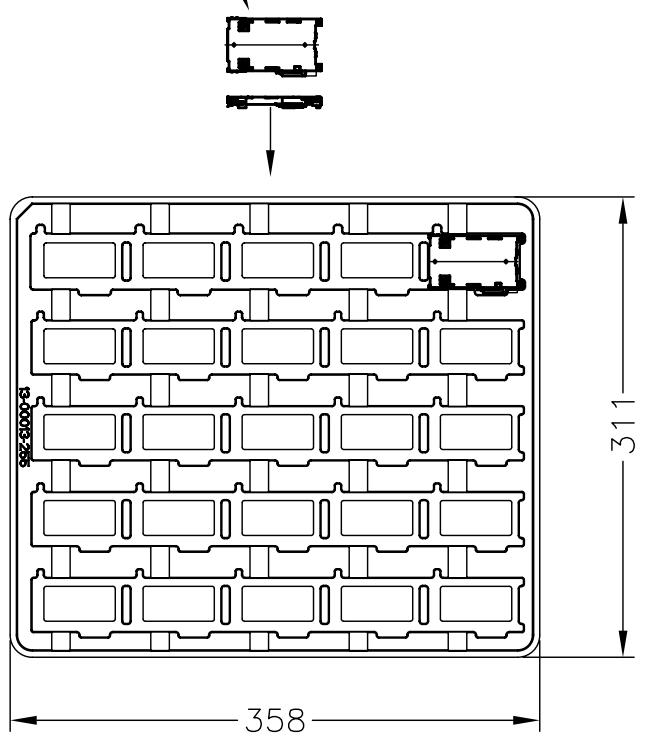
2

1

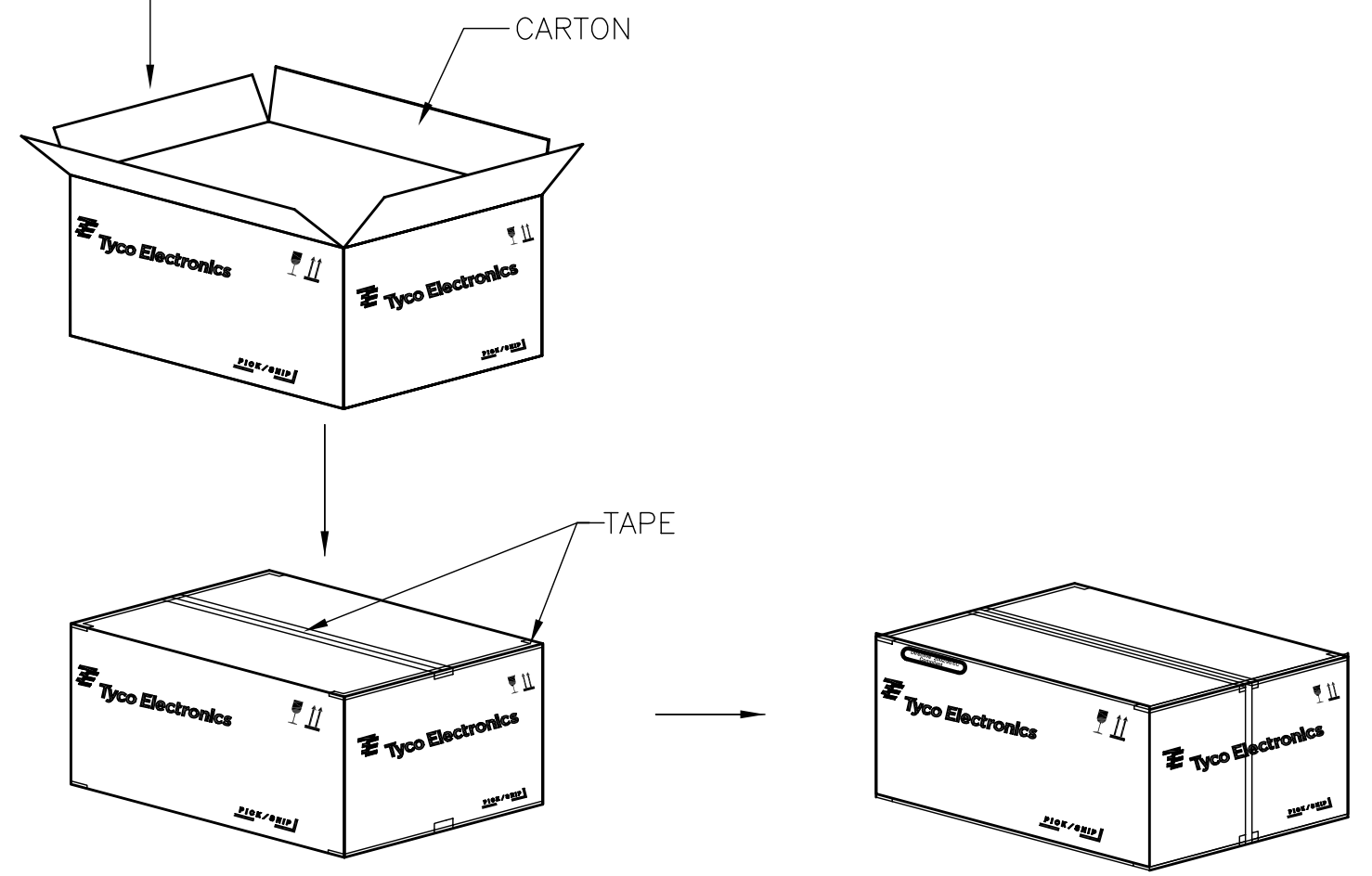
THIS DRAWING IS UNPUBLISHED. RELEASED FOR PUBLICATION -,- .  
 © COPYRIGHT - By - ALL RIGHTS RESERVED.

LOC	DIST	REVISIONS					
DW		P	LTR	DESCRIPTION	DATE	DWN	APVD
		-		SEE SHEET 1	-	-	-

EJECTOR ASSEMBLY



2129256-1: AS SHOWN



- 8. MATERIAL:TRAY: PS, COLOR: CLEAR, t=0.8
- 9. CARTON DIMENSION: 329X363X152

25	10	250
PCS/TRAY	TRAY/CARTON	TOTAL Q'TY

THIS DRAWING IS A CONTROLLED DOCUMENT.		DWN	TE Connectivity	
DIMENSIONS: mm		CHK	NAME	
TOLERANCES UNLESS OTHERWISE SPECIFIED:		APVD	EJECTOR ASSEMBLY	
0 PLC ±		PRODUCT SPEC	TOP MOUNT, CARD PUSH,	
1 PLC ±		APPLICATION SPEC	EXPRESSCARD CONNECTOR	
2 PLC ± ±0.5		WEIGHT	SIZE	CAGE CODE
3 PLC ± ±2°		CUSTOMER DRAWING	A3	00779
4 PLC ±		SCALE	DRAWING NO	
ANGLES ±		2:1	C-2129256	
FINISH		SHEET	RESTRICTED TO	
		4 OF 4		
		REV	D	