

**CUSTOMER DRAWING**

**SAFETY ORGANIZATIONS**

THIS FILTER HAS BEEN FORMALLY RECOGNIZED, CERTIFIED OR APPROVED BY THE LISTED AGENCY. THEREFORE, ALL TEST/REQUIREMENTS SPECIFIED IN THE LATEST REVISION OF THE FOLLOWING AGENCY STANDARDS HAVE BEEN MET:

UL RECOGNIZED: UL 1283  
 CSA CERTIFIED: CSA C22.2 No. 8  
 VDE APPROVED: EN 60939-2

**OPERATING SPECIFICATIONS**

LINE CURRENT/VOLTAGE: 20 AMP, 120/250 VAC,  
 16 AMP/40°C, 250 VAC

LINE FREQUENCY: 50-60Hz

MAXIMUM LEAKAGE CURRENT,  
 EACH LINE TO GROUND: 2µA @ 120V 60Hz  
 5µA @ 250V 50Hz

OPERATING AMBIENT TEMP. RANGE: -10°C TO +40°C @ RATED CURRENT, I<sub>r</sub>.

**RELIABILITY SPECIFICATIONS:**

STORAGE TEMPERATURE: -40°C TO +85°C  
 HUMIDITY: 21 DAYS @ 40°C 95% RH.  
 CURRENT OVERLOAD TEST: 6 TIMES I<sub>r</sub> FOR 8 SECONDS

**TEST SPECIFICATIONS:**

INDUCTANCE: N/A  
 CAPACITANCE: (MEASURED @ 1KHz, 0.250VAC MAX., 25°C±1°C)  
 LINE TO GROUND: N/A pF±20%  
 LINE TO LINE: N/A µF±20%  
 DISCHARGE RESISTOR: N/A MΩ  
 L/G AND L/L I.R.  
 NO DISCHARGE RESISTOR: 6000MΩ (MIN.) @ 100VDC, 20°C AND 50% RH

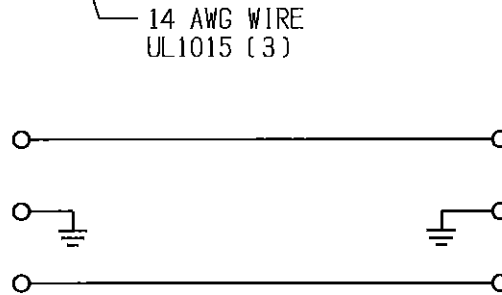
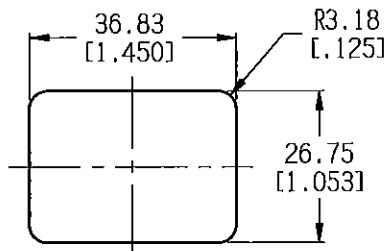
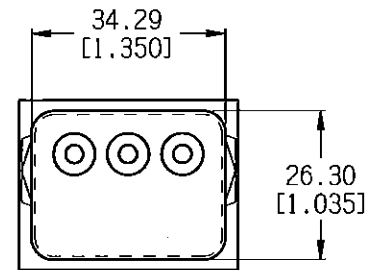
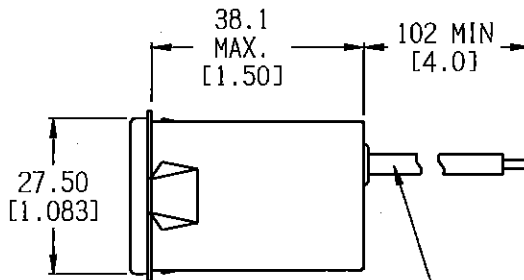
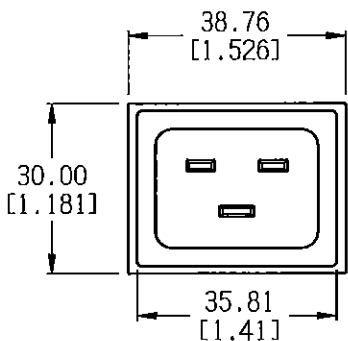
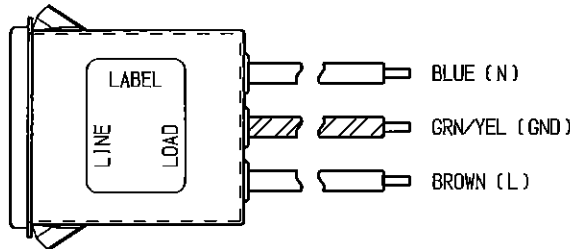
**RECOMMENDED RECEIVING INSPECTION HIPOT:**

LINE TO GROUND: 1500 VAC FOR 1 MINUTE  
 LINE TO LINE: 1450 VDC FOR 1 MINUTE

**FILTER APPROVAL:**

THE BEST WAY TO SELECT AND QUALIFY A FILTER IS FOR YOUR ENGINEERING TO TEST THE UNIT IN YOUR EQUIPMENT.

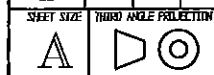
CATALOG # 20SRBS8		
ECN#	APPRVD	DATE
15-000476	TAM	19OCT15



PANEL CUTOUT (FRONT MOUNT)  
 TOLERANCE: ±0.05 (±.002)  
 PANEL THICKNESS: 0.79-1.19 REF. (0.031-0.047)

50Ω - 50Ω (MINIMUM) INSERTION LOSS

FREQUENCY MHz	/	/	/	/	/	/	/	/	/	/	/	/	/	/
COMMON dB	-	/	/	/	/	/	/	/	/	/	/	/	/	/
DIFF. dB	/	/	/	/	/	/	/	/	/	/	/	/	/	/



THIS INFORMATION IS CONFIDENTIAL AND PROPRIETARY TO TYCO ELECTRONICS CORPORATION AND ITS WORLDWIDE SUBSIDIARIES AND AFFILIATES. IT MAY NOT BE DISCLOSED TO ANYONE OTHER THAN TYCO ELECTRONICS PERSONNEL, WITHOUT WRITTEN AUTHORIZATION FROM TYCO ELECTRONICS CORPORATION. (www.TE.com)

PARTS SHALL COMPLY WITH TYCO ELECTRONICS 138-702 SPECIFICATION FOR HAZARDOUS SUBSTANCES UNLESS OTHERWISE SPECIFIED  
 TOLERANCE TO BE ±0.64  
 MATERIAL & FINISH: AS SUPPLIED  
 DIMENSIONS IN MILLIMETERS

NOTES:

**TE Connectivity**

**POWER LINE FILTER**

TE PART NO.: 6-1609152-3

SCALE: 3/4	DATE: 14AUG14	DRAWING NUMBER: 20SRBS8	REV: 1
DRW. BY: LJD	CRIG: TAM		