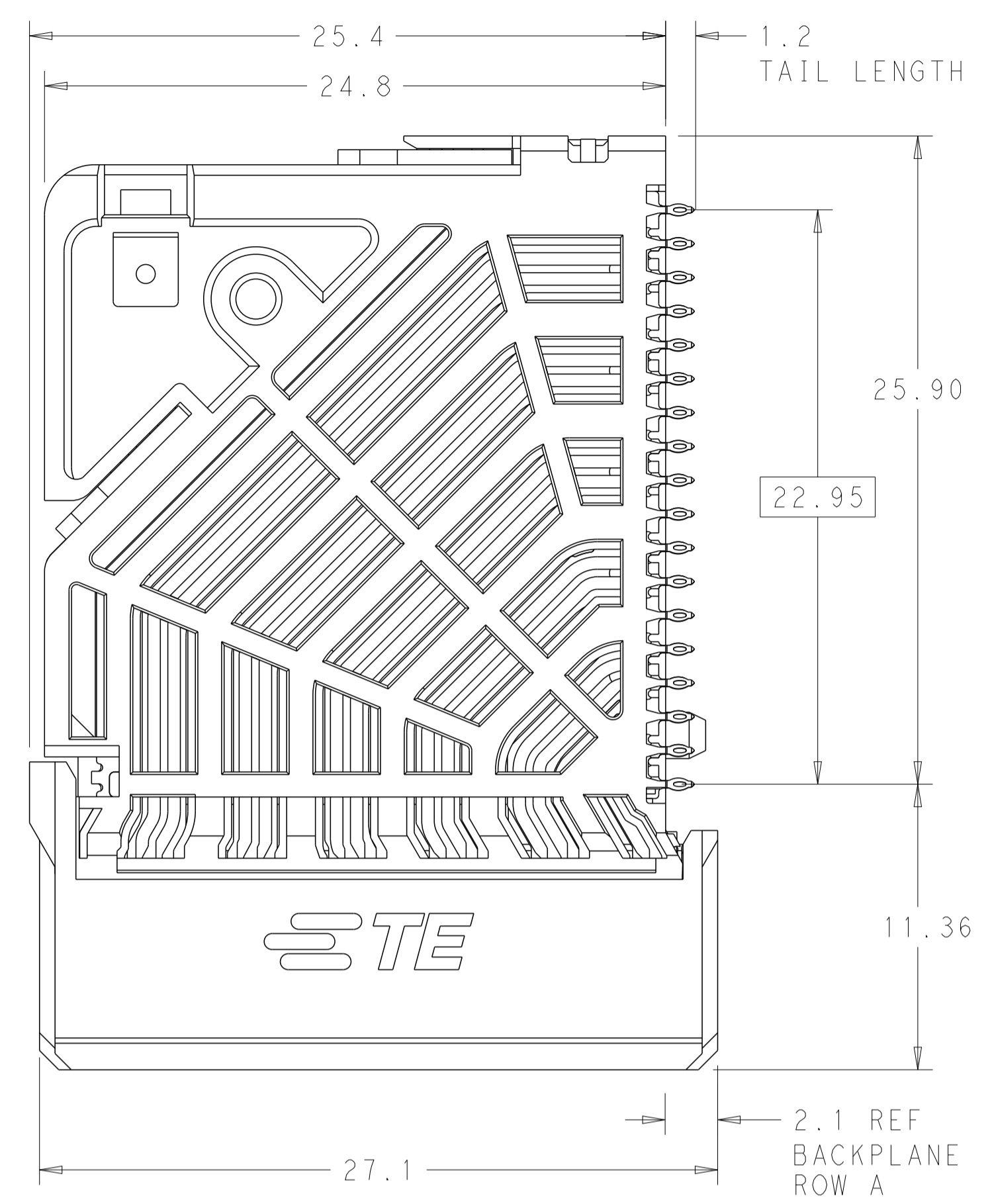
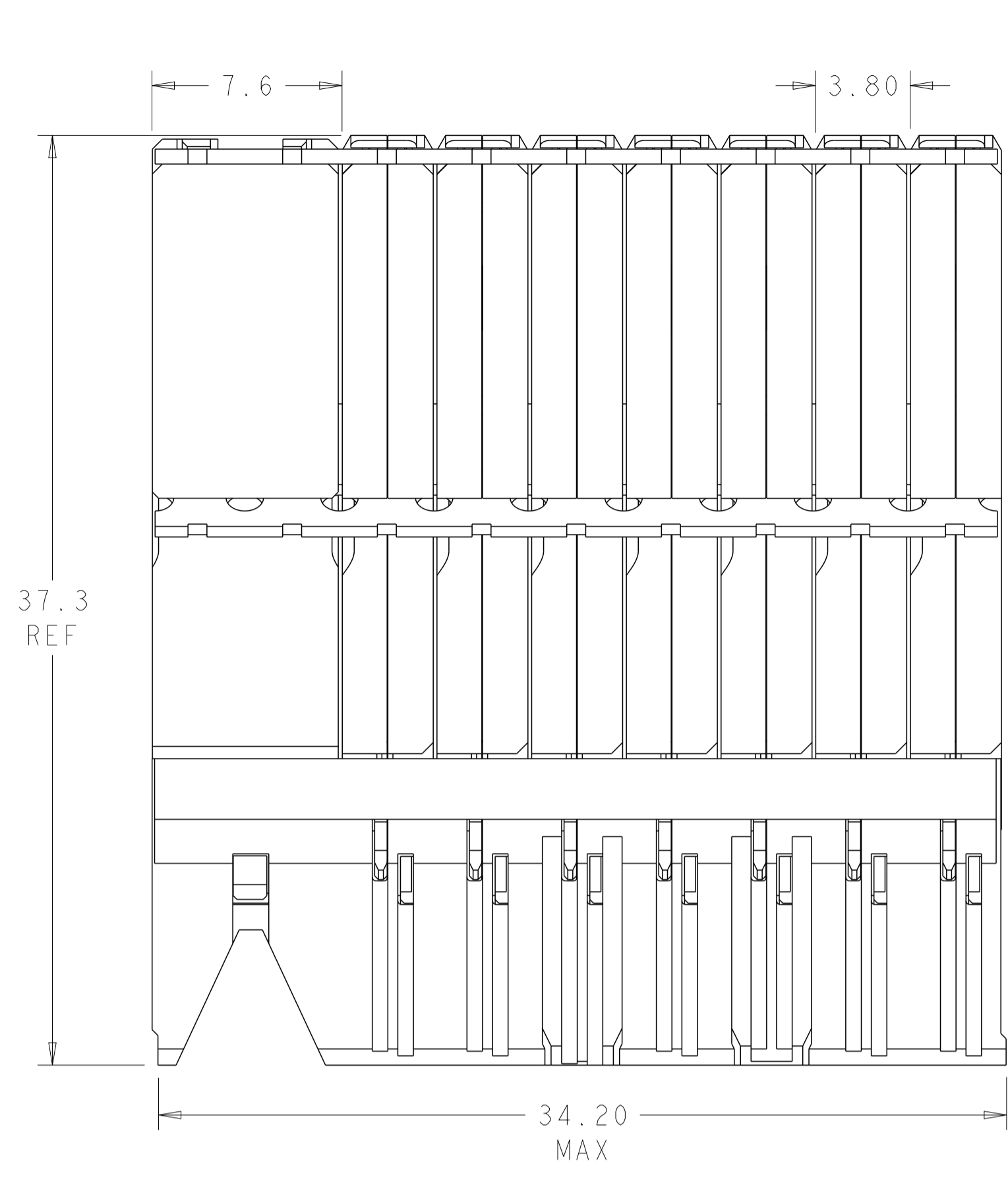


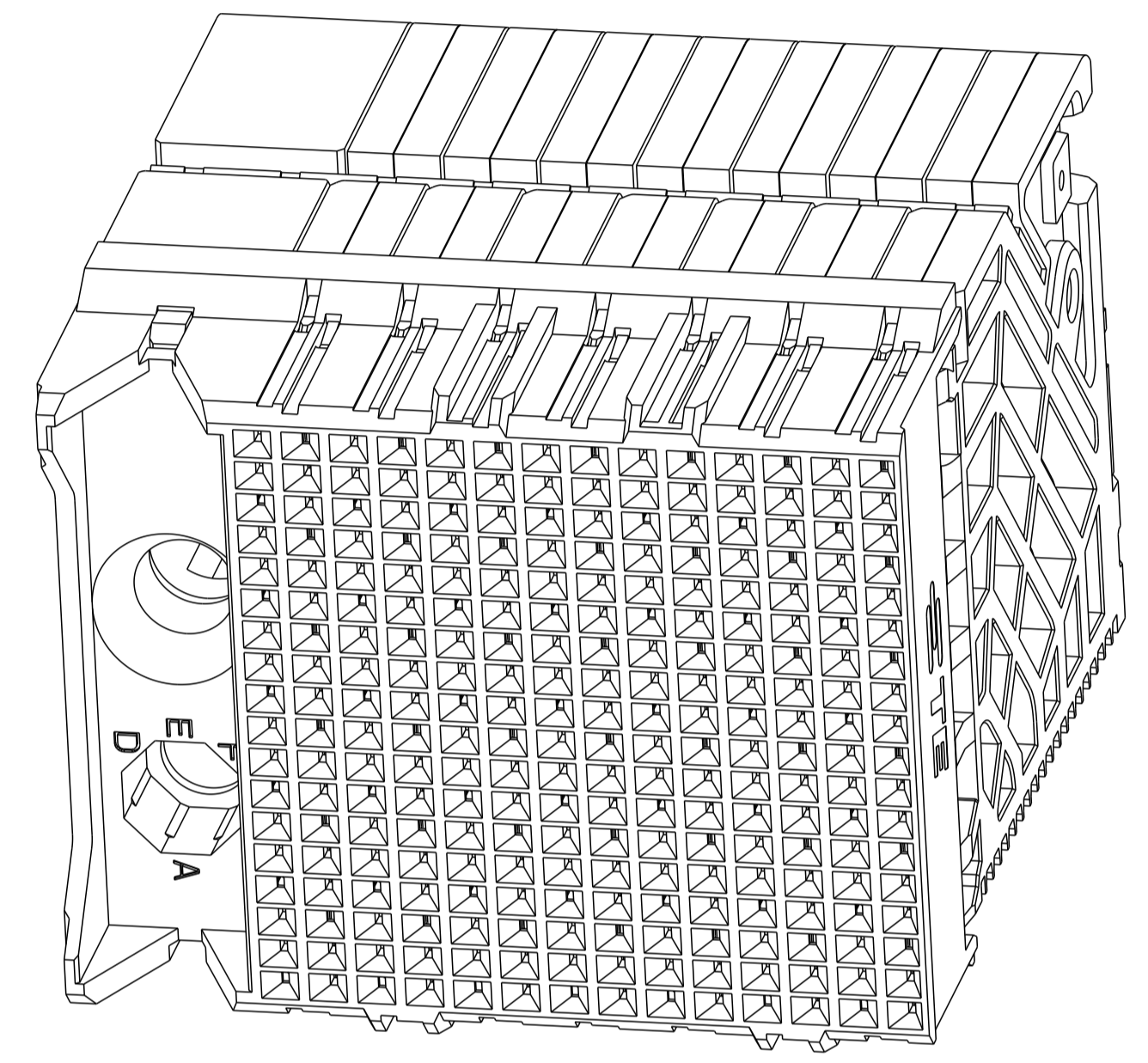
| REVISIONS |     |                           |           |       |
|-----------|-----|---------------------------|-----------|-------|
| P         | LTN | DESCRIPTION               | DATE      | APV   |
| D         |     | REVISED PER ECO-15-012351 | 03SEP2015 | AP SY |
| D1        |     | REVISED PER ECN-24-252171 | 26FEB2024 | AP RS |



⚠ MATERIAL:  
 HOUSING: LCP, GLASS FILLED, UL94V-0.  
 TERMINALS: HIGH PERFORMANCE COPPER ALLOY.

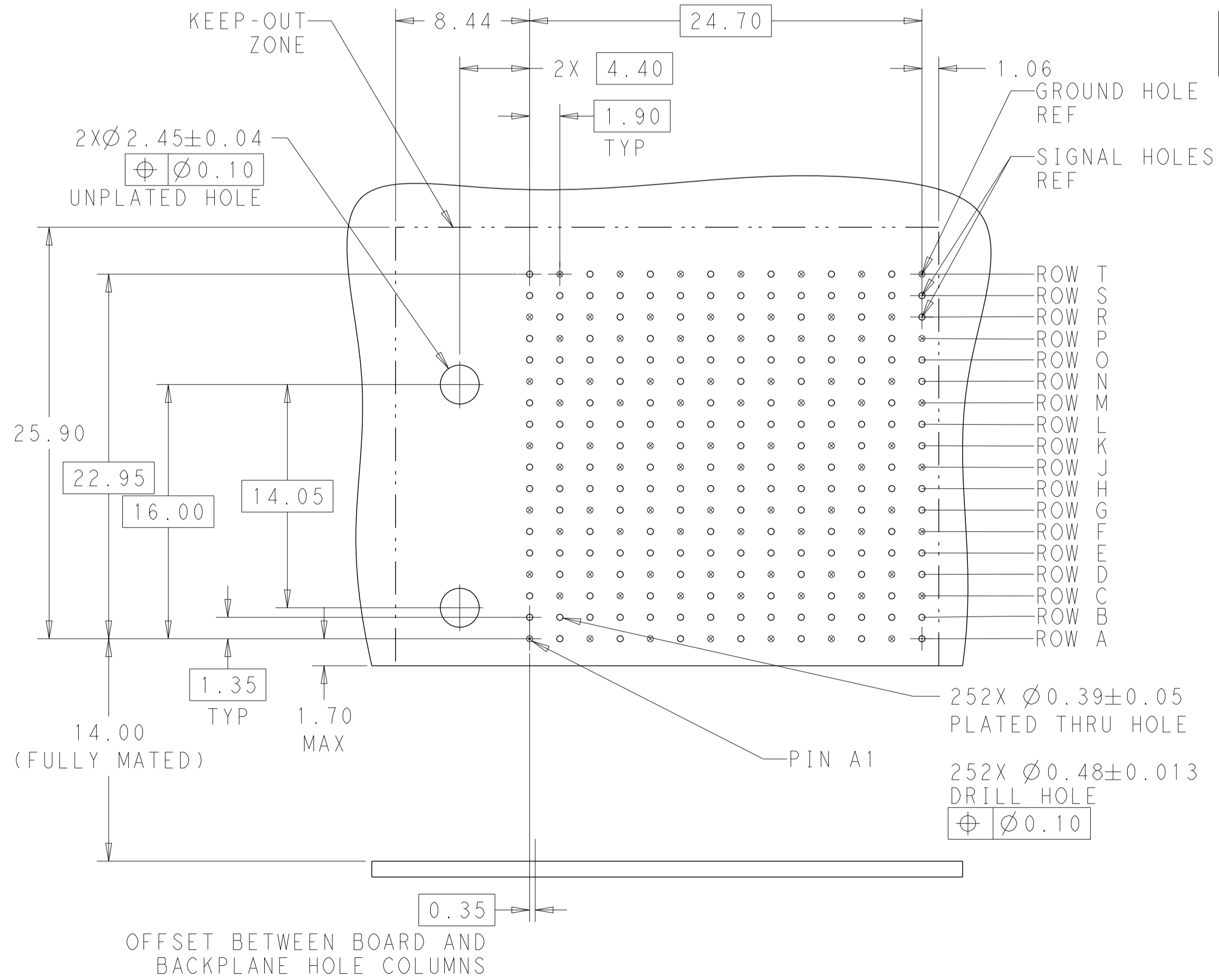
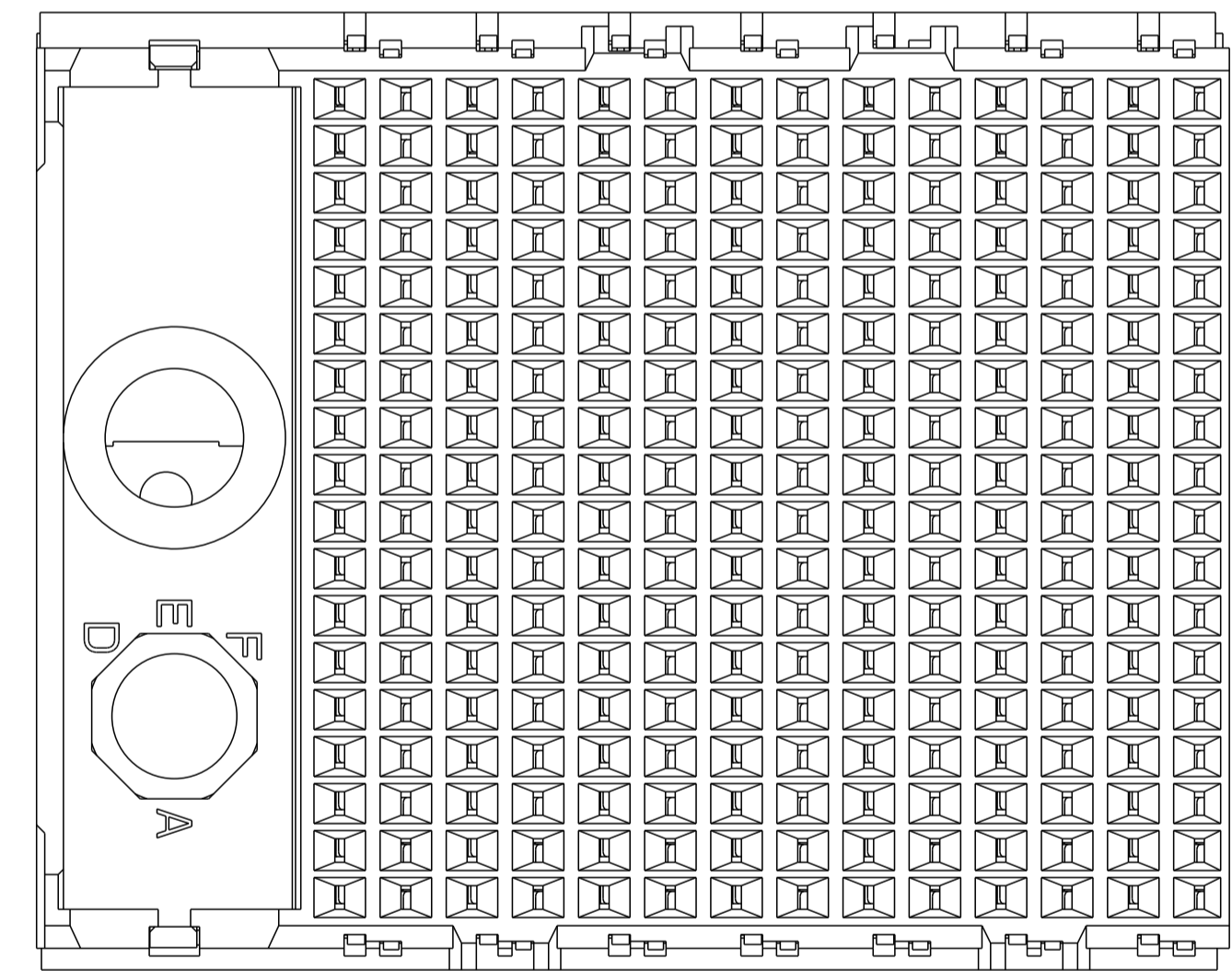
⚠ FINISH:  
 30μ" SELECTIVE GOLD IN CONTACT AREA. SELECTIVE TIN ON PCB TAILS, NICKEL OVERALL.

3. CONNECTORS SUPPLIED WITH MOUNTING SCREWS



SCALE 4:1

REFER TO WWW.TE.COM FOR PRODUCT AVAILABILITY



| KEY POSITION CHART |      |
|--------------------|------|
|                    | NONE |
|                    | A    |
|                    | B    |
|                    | C    |
|                    | D    |
|                    | E    |
|                    | F    |
|                    | G    |
|                    | H    |

|          |              |        |             |
|----------|--------------|--------|-------------|
| OBSOLETE | H            | ⚠      | 8-2057989-1 |
|          | G            | ⚠      | 7-2057989-1 |
|          | F            | ⚠      | 6-2057989-1 |
|          | E            | ⚠      | 5-2057989-1 |
|          | D            | ⚠      | 4-2057989-1 |
|          | C            | ⚠      | 3-2057989-1 |
|          | B            | ⚠      | 2-2057989-1 |
|          | A            | ⚠      | 1-2057989-1 |
|          | NONE         | ⚠      | 2057989-1   |
|          | KEY POSITION | FINISH | PART NUMBER |

THIS DRAWING IS A CONTROLLED DOCUMENT.

|             |                                                                        |                        |                           |                         |                                                                                           |
|-------------|------------------------------------------------------------------------|------------------------|---------------------------|-------------------------|-------------------------------------------------------------------------------------------|
| DIMENSIONS: | TOLERANCES UNLESS OTHERWISE SPECIFIED:                                 | OWN B. CARBO 19AUG2010 | CHK D. DIXON 19AUG2010    | APVD D. DIXON 19AUG2010 | NAME                                                                                      |
| mm          | 0 PLC ±<br>1 PLC ±0.2<br>2 PLC ±0.10<br>3 PLC ±<br>4 PLC ±<br>ANGLES ± |                        |                           |                         | IMPACT, STD, R/A, 6 PAIR, 14 COLUMN, DAUGHTERCARD, LEFT GUIDED SIGNAL MODULE, 0.39 EYELET |
| MATERIAL    | FINISH SEE TABLE                                                       | WEIGHT                 | SIZE CAGE CODE DRAWING NO | RESTRICTED TO           |                                                                                           |
|             |                                                                        |                        | A100779C=2057989          |                         |                                                                                           |
|             |                                                                        | CUSTOMER DRAWING       | SCALE 5:1                 | SHEET 1 OF 1            | REV D1                                                                                    |

TE Connectivity