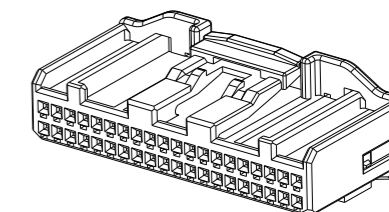
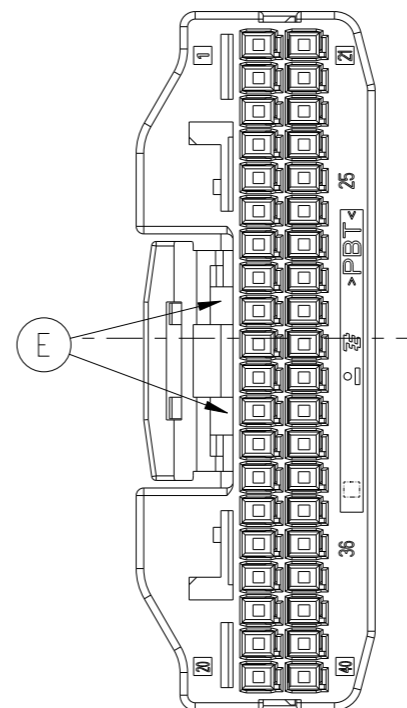
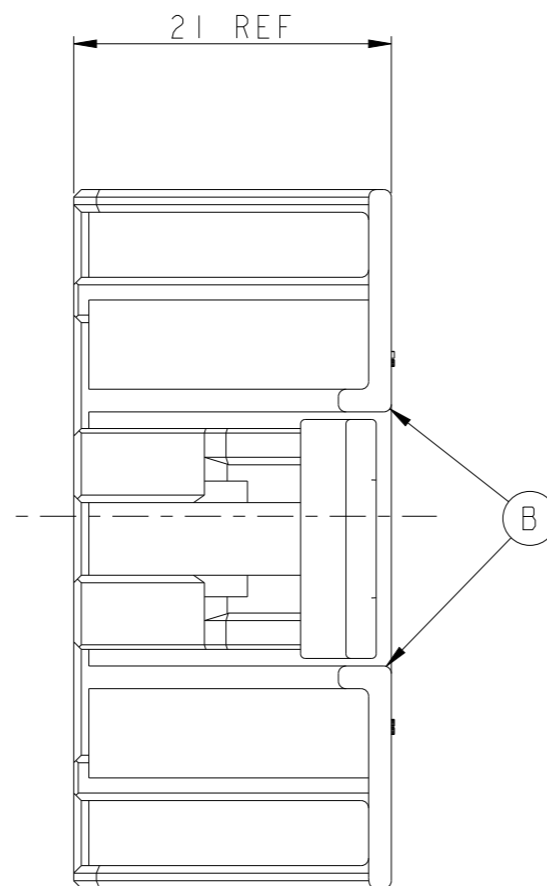
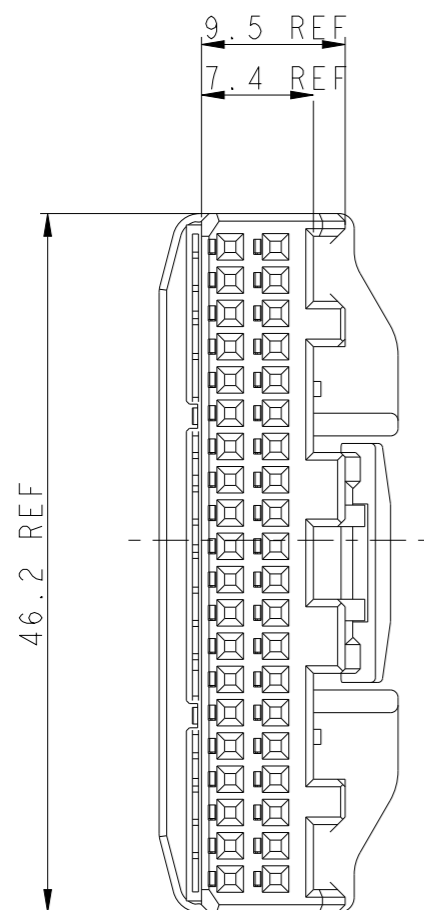
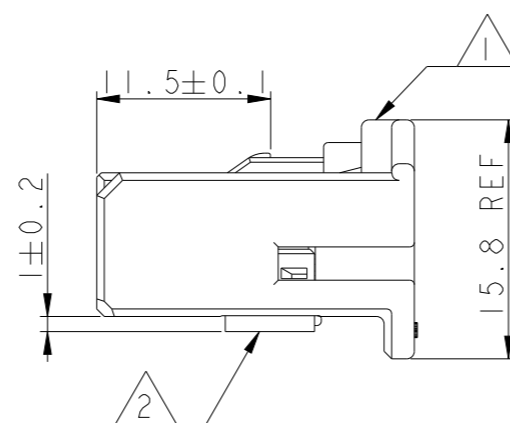


P	LTR	DESCRIPTION	DATE	DWN	APVD
	D	REVISED (ECR-16-018267)	13APR2017	SJ	JW
	E	REVISED (ECR-20-015490)	25OCT2021	CH	YJ



ISO VIEW
SCALE 1/1



NOTE

1. APPLIED TERMINAL : SEE TABLE I
2. GENERAL TOLERANCE: ±0.3, ±3°

TABLE I

P/NO	FINISH	WIRE RANGE
2005097-1	PRE-TIN	0.13~0.22
2005427-1	PRE-TIN	0.3~0.5

(A1)

THIS DRAWING IS A CONTROLLED DOCUMENT.

DIMENSIONS: mm	TOLERANCES UNLESS OTHERWISE SPECIFIED:
	0 PLC ±
	1 PLC ±
	2 PLC ±
	3 PLC ±
	4 PLC ±
	ANGLES ±
MATERIAL	FINISH ±
SEE TABLE	

DWN YD. LEE
CHK YM CHOI
APVD HG CHO
PRODUCT SPEC
APPLICATION SPEC
WEIGHT
CUSTOMER DRAWING

(C1)
(E)

NO.	COLOR	MATERIAL	DESCRIPTION	Q'TY
2	NATURAL	PBT	DBL HSG	1
1	RED	PBT	PLUG HSG	1
	NATURAL	PBT	PLUG HSG	1

DESCRIPTION	ASS'Y I/N
PLUG ASS'Y	2005094-6
PLUG ASS'Y	2005094-1



NAME 025 40P PLUG ASS'Y			
SIZE A3	CAGE CODE 00779	DRAWING NO C-2005094	RESTRICTED TO
SCALE 2:1		SHEET 1 OF 1	REV E