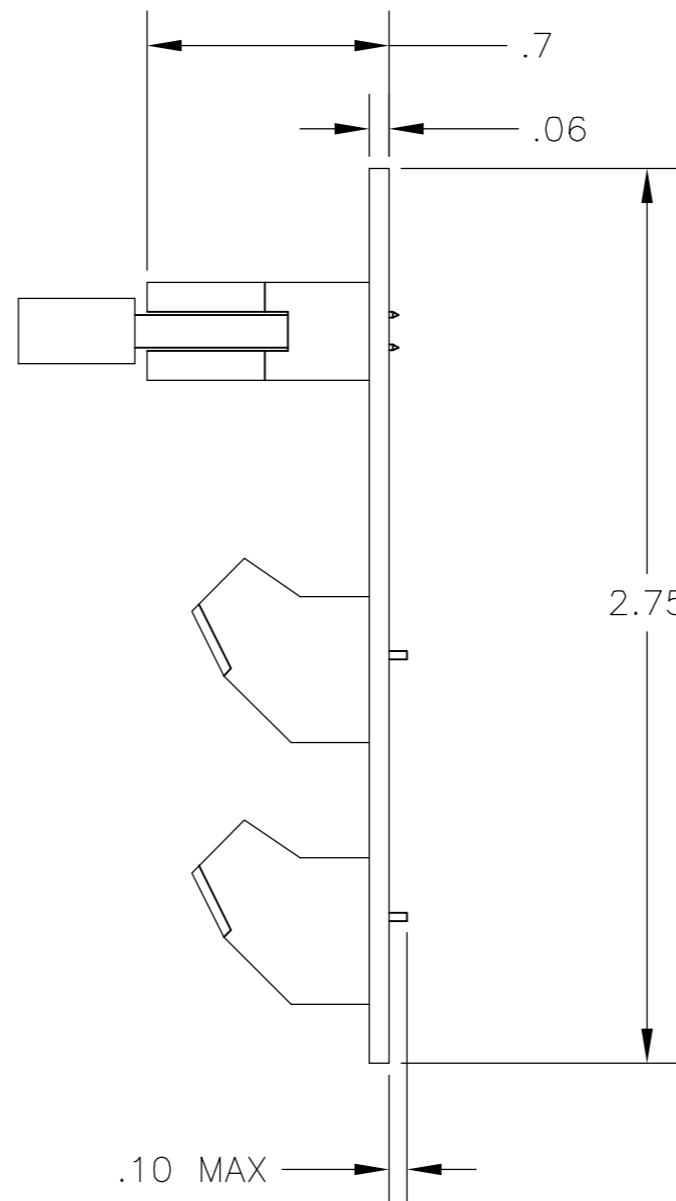
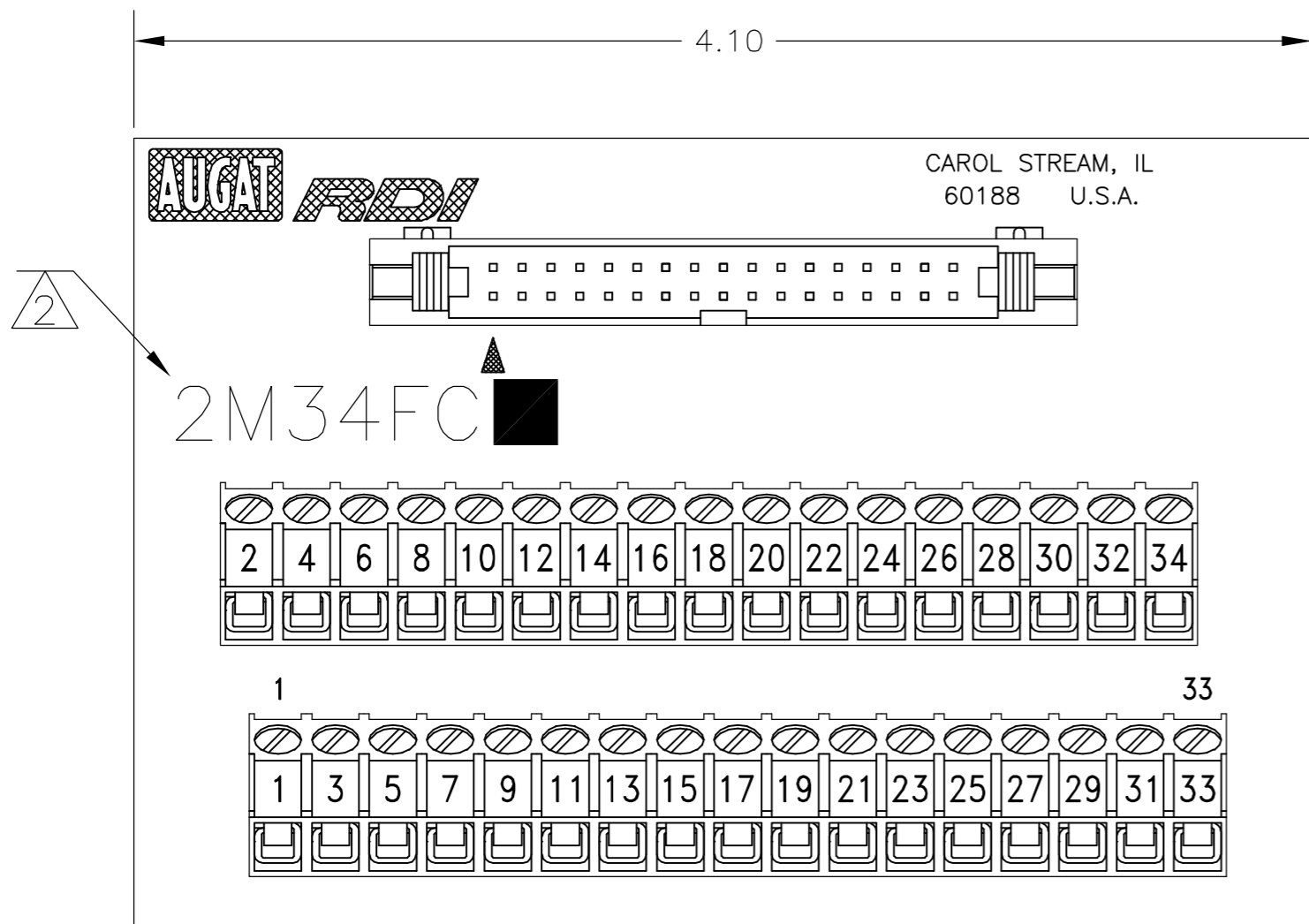


THIS DRAWING IS UNPUBLISHED. RELEASED FOR PUBLICATION  
 © COPYRIGHT BY TYCO ELECTRONICS CORPORATION. ALL RIGHTS RESERVED.

LOC	DIST	REVISIONS					
		P	LTR	DESCRIPTION	DATE	DWN	APVD
FT	0	A		REVISED PER ECO-05-10413	9/30/05	SS	SRY



**HEADER:**  
**MATERIALS:**  
 HEADER: COPPER ALLOY, GOLD PLATED, 94V-0 THERMOPLASTIC.  
 CONNECTOR: COPPER ALLOY, GOLD PLATED, 94V-0 THERMOPLASTIC.

**ELECTRICAL:**  
 RATING: 1 AMPERE MAX. (CONNECTOR).

**MECHANICAL:**  
 WIRE RANGE: 26-30 AWG SOLID, 28 AWG STRANDED.

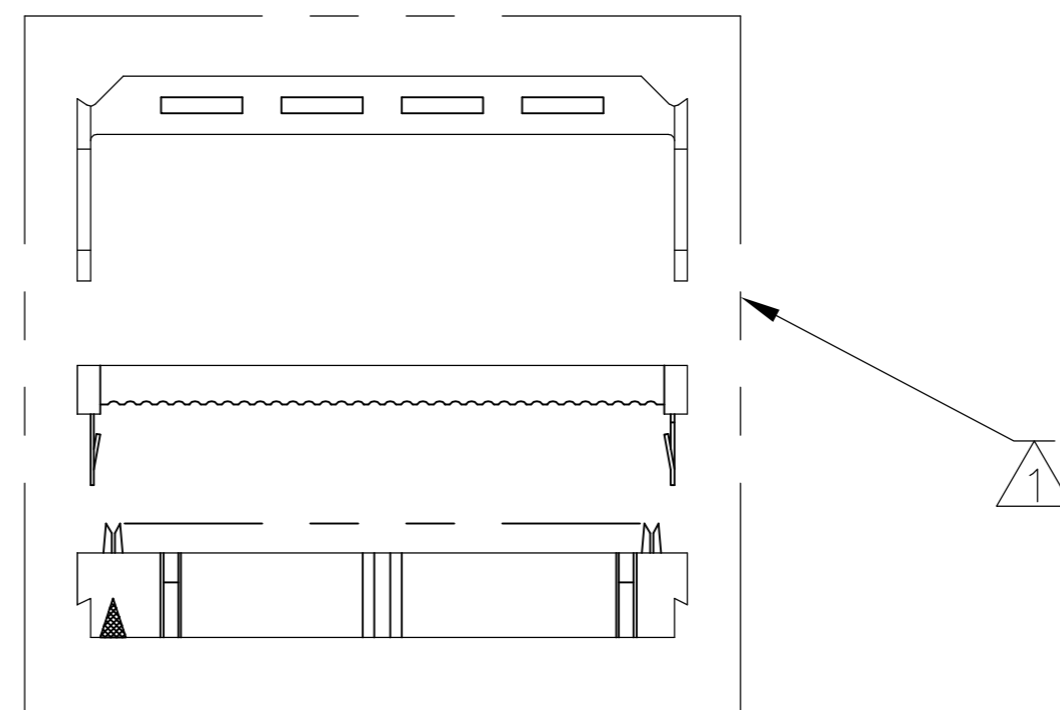
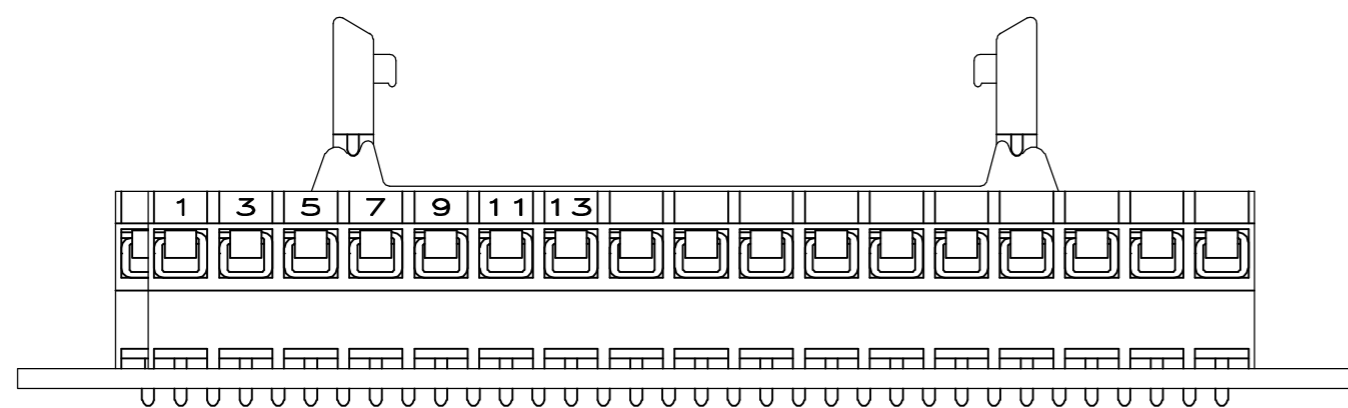
**TERMINAL BLOCK:**  
**MATERIALS:**  
 HOUSING: THERMOPLASTIC NYLON, BLACK, 94V-0.  
 TERMINALS: COPPER ALLOY, TIN PLATED.  
 SCREWS: 3M, BRASS, NICKEL PLATED.

**ELECTRICAL:**  
 RATING: 10A, 300V(UL).

**MECHANICAL:**  
 WIRE RANGE: 14-22 AWG.

**MOUNTING:**  
**MATERIALS:**  
 MOUNTING: 2TK2 AND 2TK2D SERIES SNAPTRACK (SOLD SEPARATELY).

- ① ALL CONNECTOR/STRAIN RELIEF COMPONENTS TO BE SHIPPER LOOSE AND UNASSEMBLED.
- ② CATALOG NUMBER MARKED HERE.
- ③ CONTAINS NO TIN-LEAD PLATING.



③	2M34FCL	1776638-1
	2M34FC	2-1437684-0
	CATALOG NO.	PART NUMBER

THIS DRAWING IS A CONTROLLED DOCUMENT.		DWN M.S. FEHER 01APR2004	Tyco Electronics Corporation Harrisburg, PA 17105-3608	
DIMENSIONS: INCHES		CHK S. YODER 01APR2004		
TOLERANCES UNLESS OTHERWISE SPECIFIED:		APVD S. YODER 01APR2004	NAME 2M34FC ASSEMBLY	
0 PLC ± - 1 PLC ± .1 2 PLC ± .01 3 PLC ± - 4 PLC ± - ANGLES ± - FINISH -		PRODUCT SPEC -	SIZE A2	
MATERIAL		APPLICATION SPEC -	CAGE CODE 00779	DRAWING NO. 2-1437684-0
		WEIGHT -	SCALE NTS	SHEET 1 of 1
		CUSTOMER DRAWING	RESTRICTED TO -	REV A