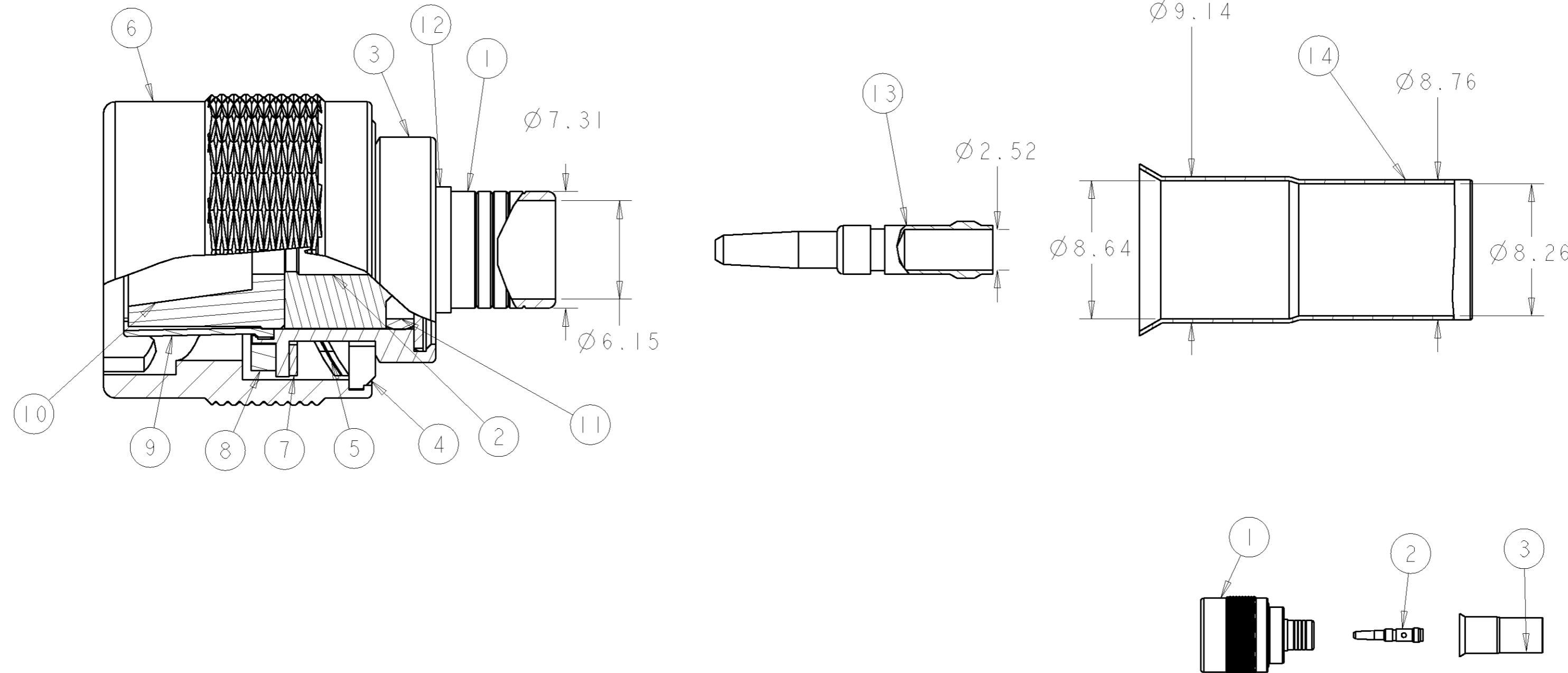


THIS DRAWING IS UNPUBLISHED. RELEASED FOR PUBLICATION 20
 © COPYRIGHT 20 BY TYCO ELECTRONICS CORPORATION. ALL RIGHTS RESERVED.

LOC		DIST		REVISIONS			
P	LTR	DESCRIPTION	DATE	DWN	APVD		
	A	First issue	16/11/07	MJG	JA		
	B	ECR-07-027921	20/11/07	MJG	JA		
	C	ECR-08-008030	13/03/08	MJG	JA		



NOTES:

- ① ELECTROPLATE SILVER OVER COPPER (TARNISH RESISTANT)
- ② ELECTROPLATE GOLD OVER NICKEL
- ③ ELECTROPLATE NICKEL
- 4. FOR USE ON CABLE FILECA F1703/94 & FILOTEX 50 MFCFB
- 5. CRIMP WITH HAND TOOL 220015-6
- 6. PRODUCT WEIGHT APPROX 28g
- 7. REPLACEMENT PART FOR 1-225407-2

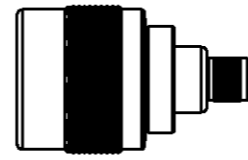

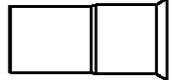
QTY	FINISH	MATERIAL	DESCRIPTION	ITEM	DESCRIPTION	COMPONENT
1	①	BRASS	FERRULE	14	FERRULE	3
1	②	BRASS	CONTACT	13	CONTACT	2
1	NONE	SILICONE RUBBER	SEAL	12	PLUG ASSEMBLY SERIES C	1
1	①	BRASS	BUSHING	11		
1	NONE	PTFE	DIELECTRIC	10		
1	①	BeCu	OUTER CONTACT	9		
1	NONE	SILICONE RUBBER	GASKET	8		
1	NONE	PTFE	SPLIT WASHER	7		
1	①	BRASS	COUPLING NUT	6		
2	①	BeCu	SPRING WASHER	5		
2	③	BRASS	HALF WASHER	4		
1	①	BRASS	BODY	3		
1	NONE	PTFE	DIELECTRIC	2		
1	①	BRASS	INNER FERRULE	1		

<small>THIS DRAWING IS A CONTROLLED DOCUMENT FOR TYCO ELECTRONICS CORPORATION IT IS SUBJECT TO CHANGE AND THE CONTROLLING ENGINEERING ORGANIZATION SHOULD BE CONTACTED FOR THE LATEST REVISION.</small>		DWN M. GREENER 24/09/07 CHK J. AMBROSE 24/09/07 APVD J. AMBROSE 24/09/07	Tyco Electronics UK Ltd. Bideford, North Devon, EX39 4HE
DIMENSIONS: mm 	TOLERANCES UNLESS OTHERWISE SPECIFIED: 0 PLC ±0.5 1 PLC ±0.5 2 PLC ±0.5 3 PLC ±0.5 4 PLC ±0.5 ANGLES ±2 FINISH	PRODUCT SPEC 108-12005 APPLICATION SPEC - WEIGHT 28g	NAME C SERIES STRAIGHT PLUG CRIMP 50 OHM FILECA 1703/94, FILOTEX 50 MFCFB SIZE A2 CAGE CODE 00779 DRAWING NO. 1991073 RESTRICTED TO -
MATERIAL SEE TABLE		CUSTOMER DRAWING	SCALE 1:1 SHEET 1 OF 2 REV C

THIS DRAWING IS UNPUBLISHED. RELEASED FOR PUBLICATION 20
 © COPYRIGHT 20 BY TYCO ELECTRONICS CORPORATION. ALL RIGHTS RESERVED.

LOC	DIST	REVISIONS					
B	E	P	LTR	DESCRIPTION	DATE	DWN	APVD
		-		SEE SHEET 1	-	-	-

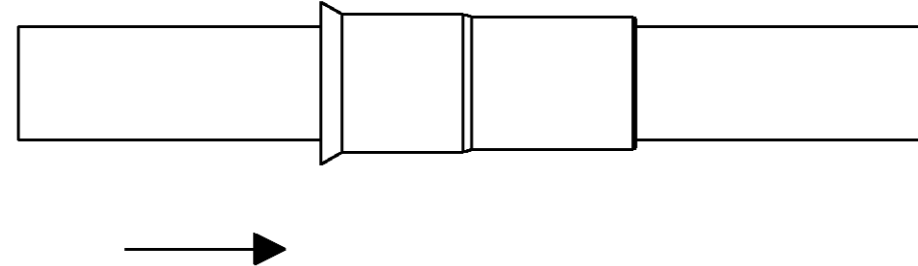
COMPONENTS

	MAIN BODY	CONTACT	FERRULE
			

FOR CABLE SEE FRONT SHEET

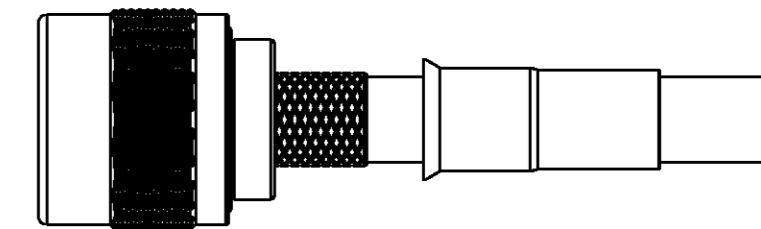
STEP 1:

1. SLIDE FERRULE OVER CABLE

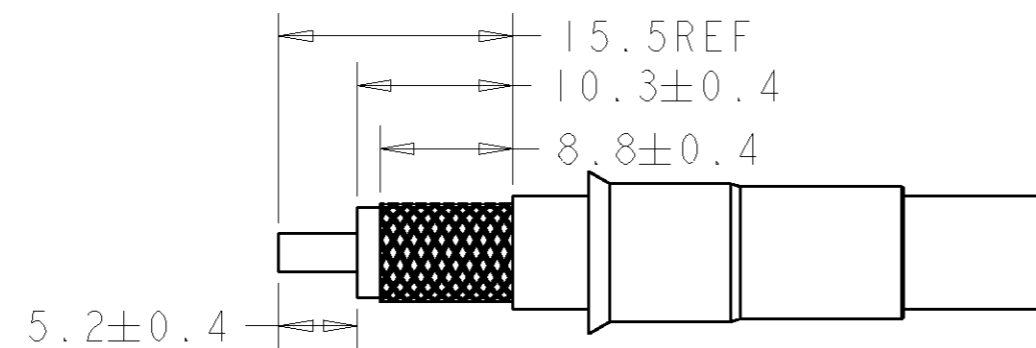


STEP 4:

1. PRESS SUB ASSEMBLY INTO BODY UNTIL CONTACT IS FULLY LOCATED ON CENTRE CONTACT (ITEM 5)
2. ENSURE THE KNURLED FERRULE INSERTS BETWEEN THE DIELECTRIC AND CABLE BRAID

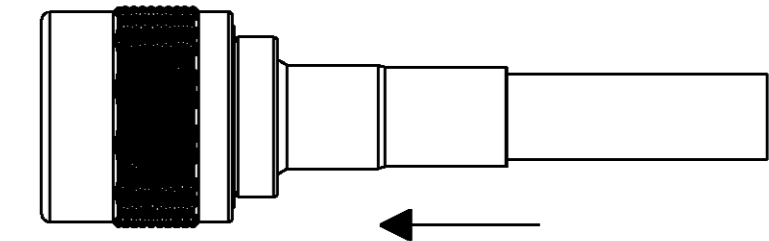


- STEP 2: 1. STRIP CABLE TO DIMENSIONS SHOWN
 2. OPTIONAL TINNING OF CONTACT HERE REQUIRED



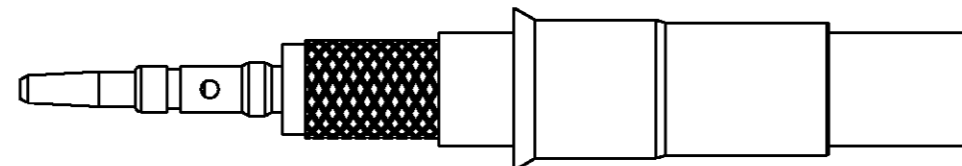
STEP 5:

1. SLIDE CRIMP FERRULE UNTIL IT BUTTS AGAINST THE HOUSING BODY
2. CRIMP USING TOOL 220015-6



STEP 3:

1. FIT CONTACT OVER CENTRE CONDUCTOR TO BUTT AGAINST DIELECTRIC
2. CRIMP OR SOLDER CONTACT TO CONDUCTOR



<small>THIS DRAWING IS A CONTROLLED DOCUMENT FOR TYCO ELECTRONICS CORPORATION IT IS SUBJECT TO CHANGE AND THE CONTROLLING ENGINEERING ORGANIZATION SHOULD BE CONTACTED FOR THE LATEST REVISION.</small>		DWN: M. GREENER 24/09/07 CHK: J. AMBROSE 24/09/07 APVD: J. AMBROSE 24/09/07	Tyco Electronics UK Ltd. Bideford, North Devon, EX39 4HE
DIMENSIONS: mm	TOLERANCES UNLESS OTHERWISE SPECIFIED: 0 PLC ±0.5 1 PLC ±0.5 2 PLC ±0.5 3 PLC ±0.5 4 PLC ± ANGLES ±0.5 FINISH	PRODUCT SPEC: 108-12005 APPLICATION SPEC: - WEIGHT: - CUSTOMER DRAWING	NAME: C SERIES STRAIGHT PLUG CRIMP 50 OHM FILECA 1703/94, FILOTEX 50 MFCFB SIZE: A2 CAGE CODE: 00779 DRAWING NO: C-1991073 RESTRICTED TO: -
SEE TABLE		SCALE: 1:1 SHEET: 2 OF 2 REV: C	