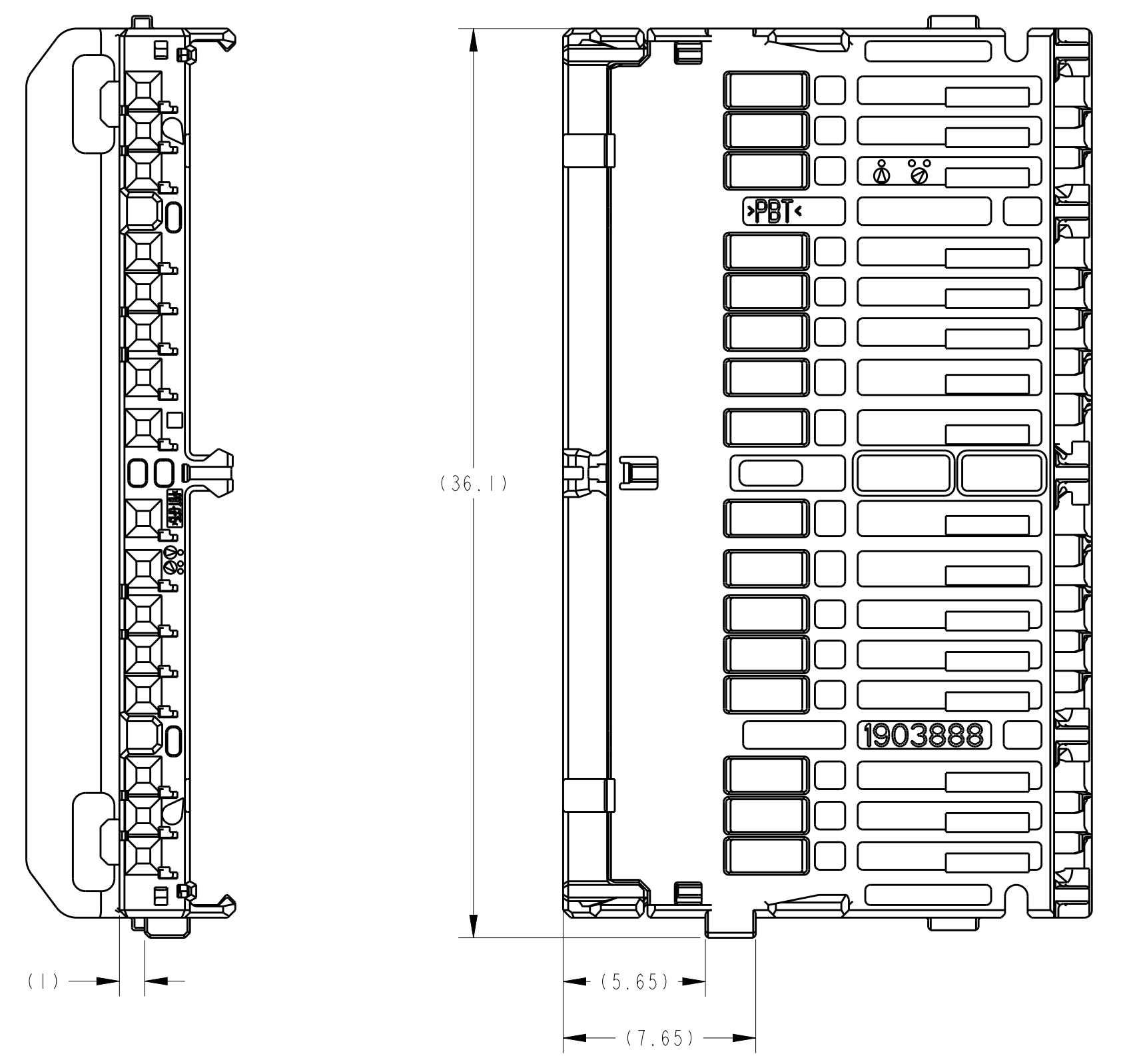
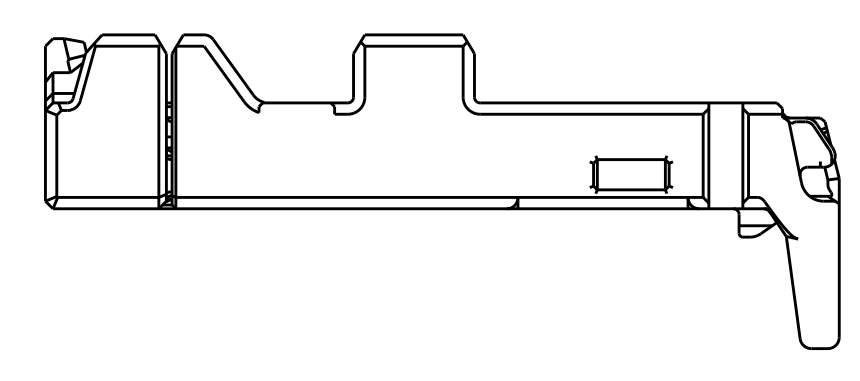
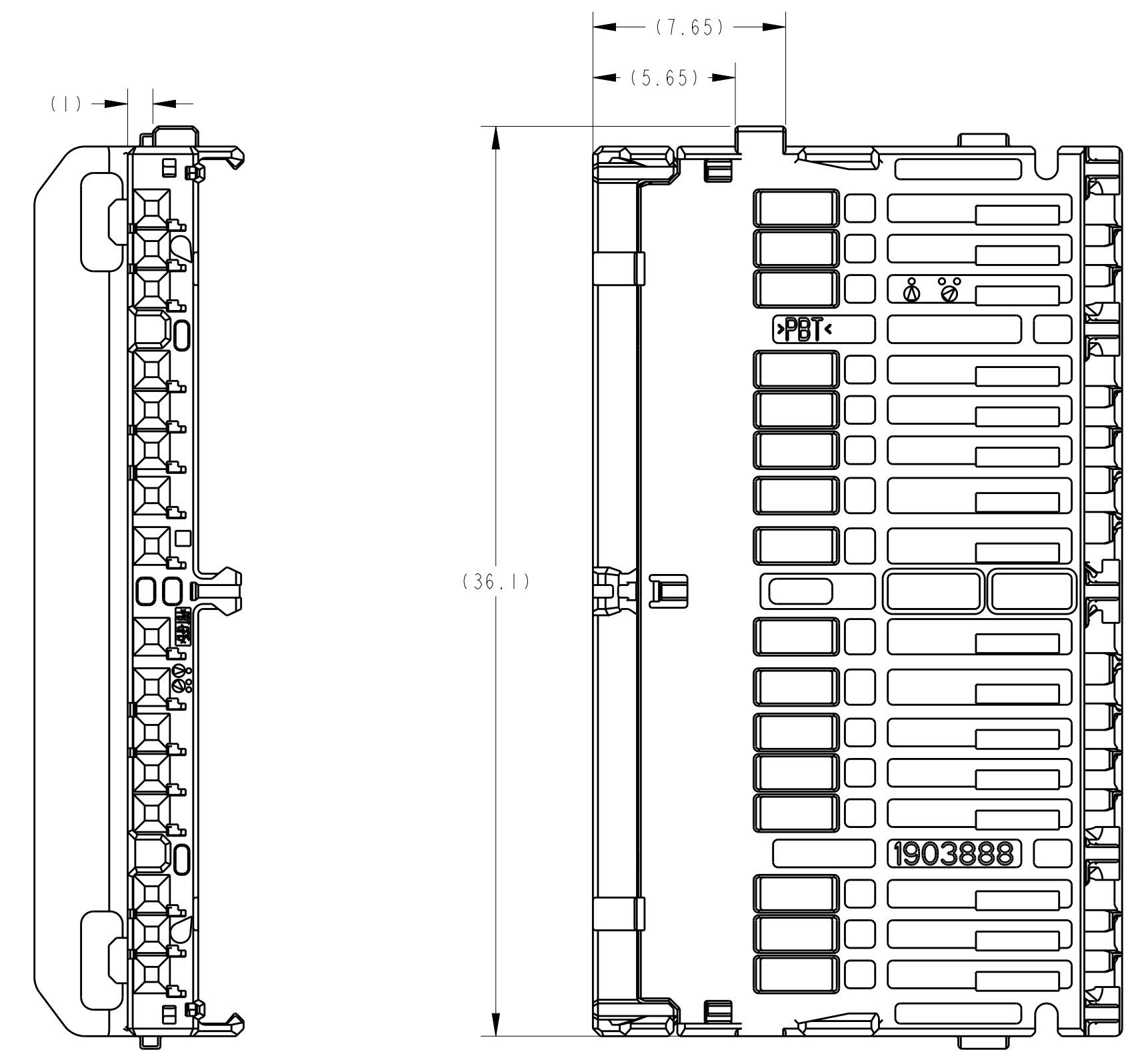
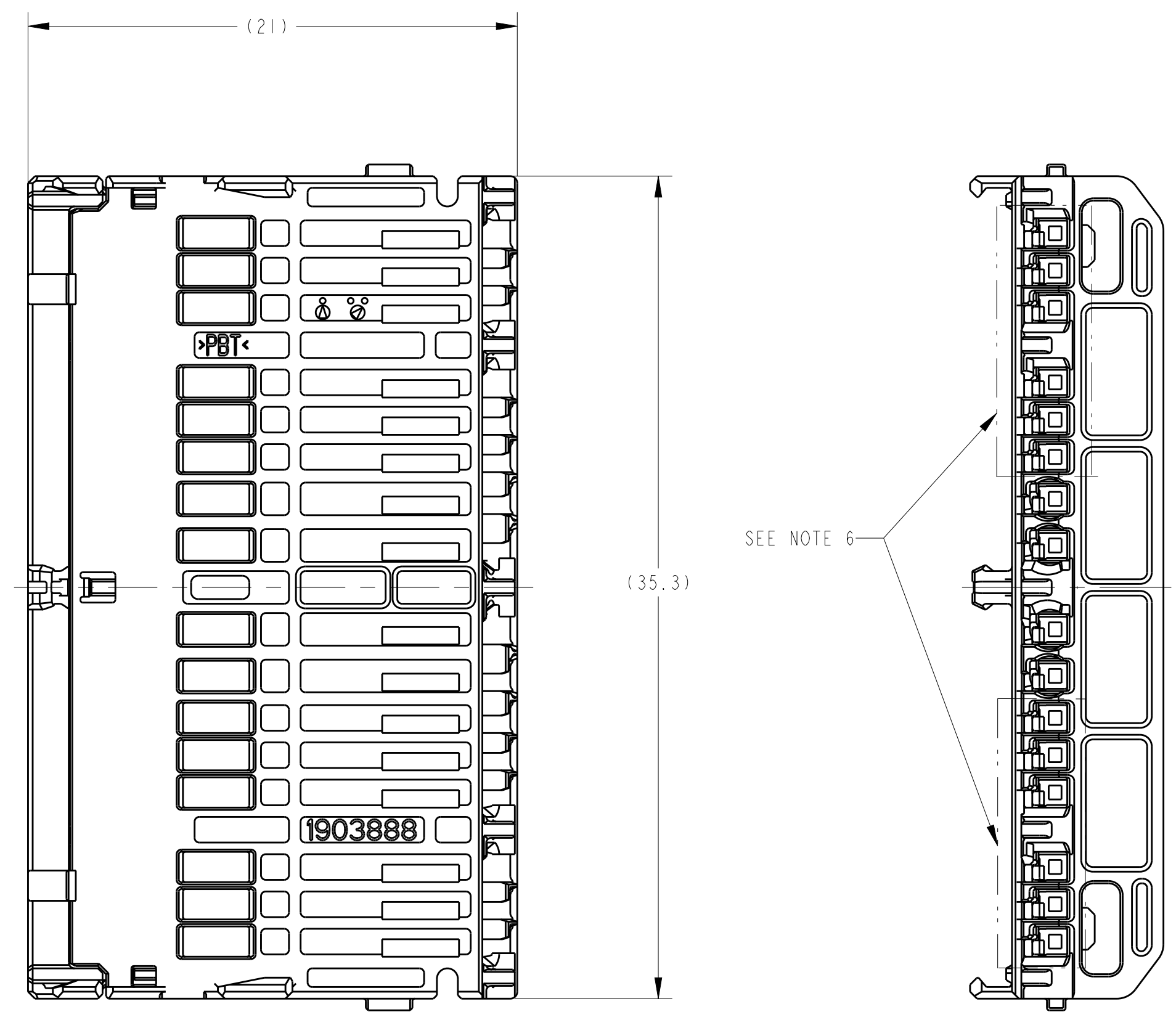
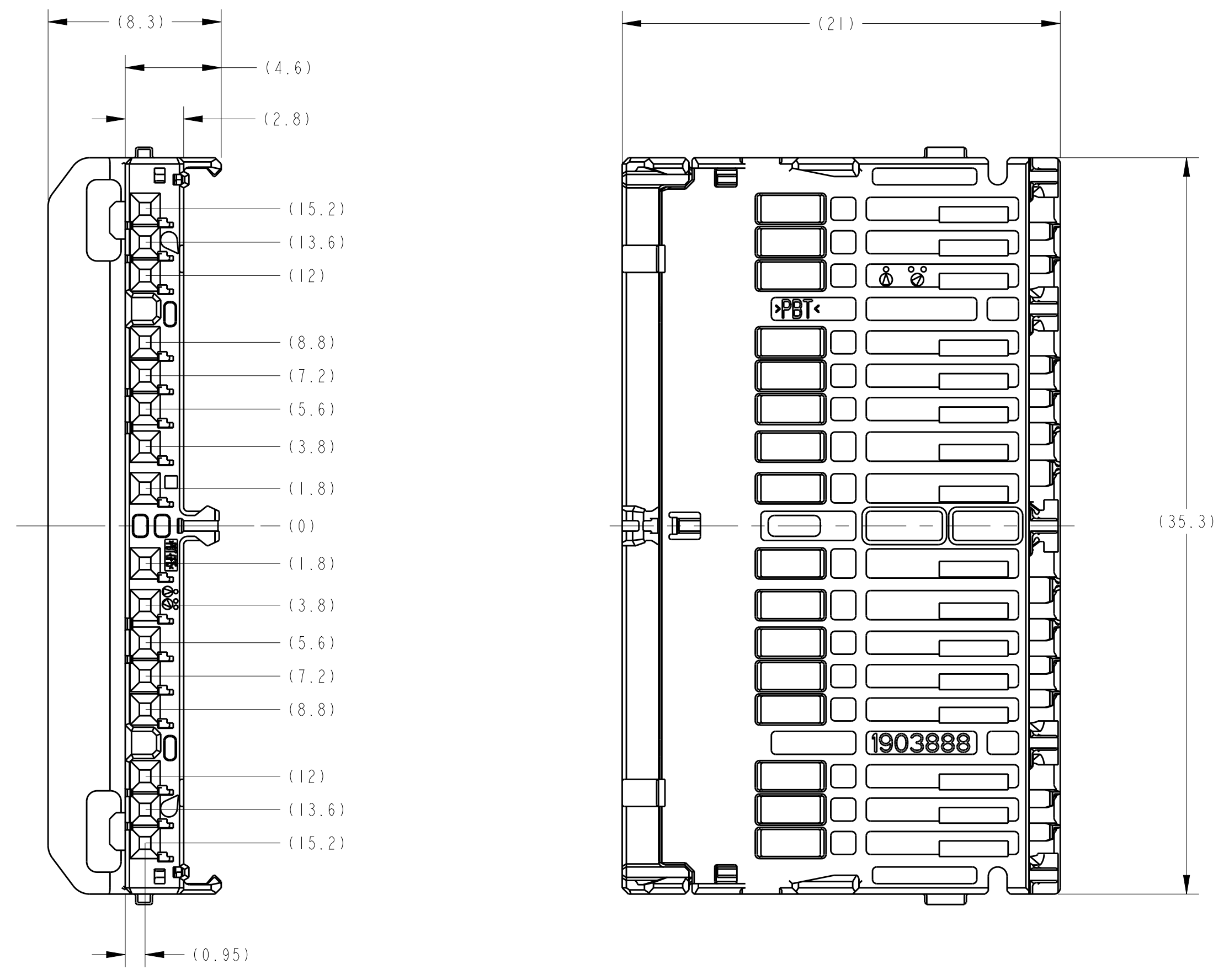


REV. LIST		REVISIONS			
NO.	DATE	DESCRIPTION	DATE	BY	CHK
A		RELEASED	10DEC08	KK	HY
A1		REVISED	11SEP12	KK	HY
A2		REVISED	15JUN17	TA	TK

-4: AS SHOWN
 -4: 本図

-6: AS SHOWN
 -6: 本図

1--1: AS SHOWN
 1--1: 本図



1. 本製品は、別冊のコンポーネントと組合せて使用する。
2. 取扱説明書 NO: 411-78268
3. 組合せ相手型番: 取扱説明書を参照のこと。
4. 嵌合相手代表型番: 取扱説明書を参照のこと。
5. 適用端子: TABLE-1 参照
6. 0.13~0.35mm² 電線のみ適用。

1. THIS PRODUCT IS USED STACK WITH ANOTHER COMPONENTS.
2. HANDLING OF THIS PART SHOULD FOLLOW INSTRUCTION SHEET NO.411-78268.
3. COMPONENTS NUMBER OF STACKING;REFERENCE TO INSTRUCTION SHEET.
4. MATING CONNECTOR PART(TYPICAL);REFERENCE TO INSTRUCTION SHEET.
5. APPLIED TERMINAL:SEE TABLE-1.
6. THIS POSITION APPLIED ONLY TO 0.13~0.35mm² WIRE.

TABLE-1

		APPLIED TERMINAL P/N 適用端子 P/N	APPLICABLE WIRE RANGE 適用電線
SIGNAL 0.5	TIN	1827855-4	0.13~0.5mm ²
	TIN	1827855-1	
	GOLD	1903703-1	
	TIN	1827855-2	
	TIN	1827855-3	

PAPER BOX タンボール箱	SOFT TRAY プラスチックトレイ	BLACK	1-1903886-1
		NATURAL	1903886-6 1903886-4
OUTER 外装	INNER 内装	COLOR	PART NO.
PACKING STYLE 梱包形態			

THIS DRAWING IS A CONTROLLED DOCUMENT.

DIMENSIONS: mm	TOLERANCES UNLESS OTHERWISE SPECIFIED: mm	OWN R. KATO	10DEC08	TE Connectivity 0.5 16POSITION PLUG HOUSING ASSY STACKING TYPE
0-PLC ±0.3	1-PLC ±0.5	CHK R. KOMIYAMA	10DEC08	
2-PLC ±0.13	3-PLC ±0.13	APVD H. YAMAGAMI	10DEC08	
4-PLC ±0.004	ANGLES ±0.004	NAME S/N		
MATERIAL PBT	FINISH SEE TABLE	PRODUCT SPEC 108-78437	APPLICATION SPEC 00779	SIZE A1
CUSTOMER DRAWING		WEIGHT 1.62 g	CAGE CODE 1903886	RESTRICTED TO SHEET 1 OF 1 REV A2