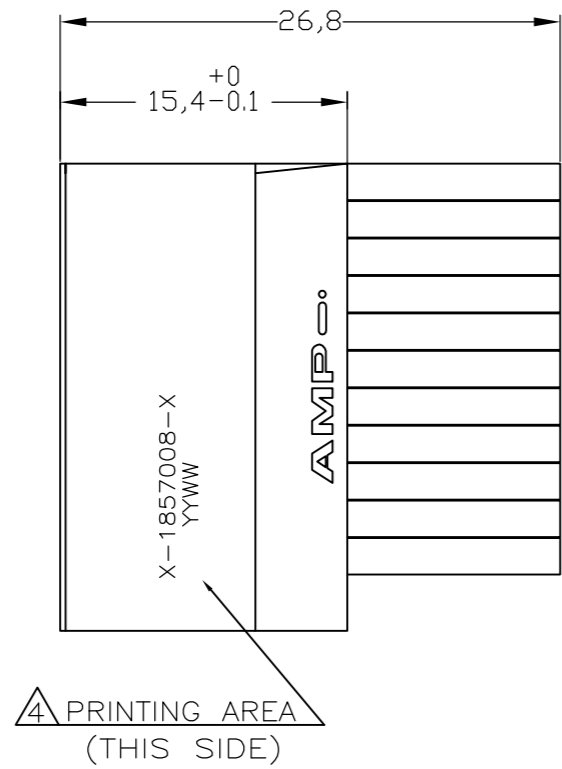
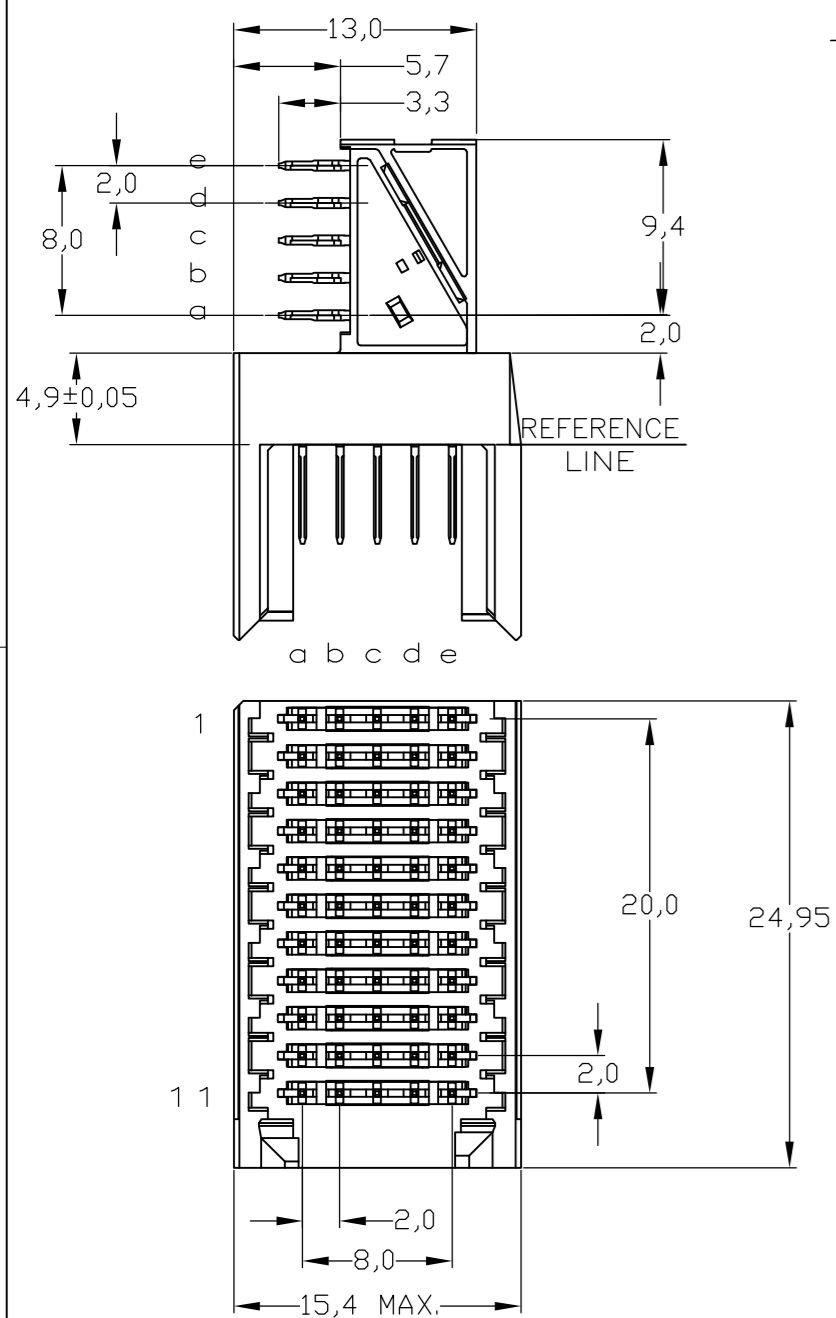
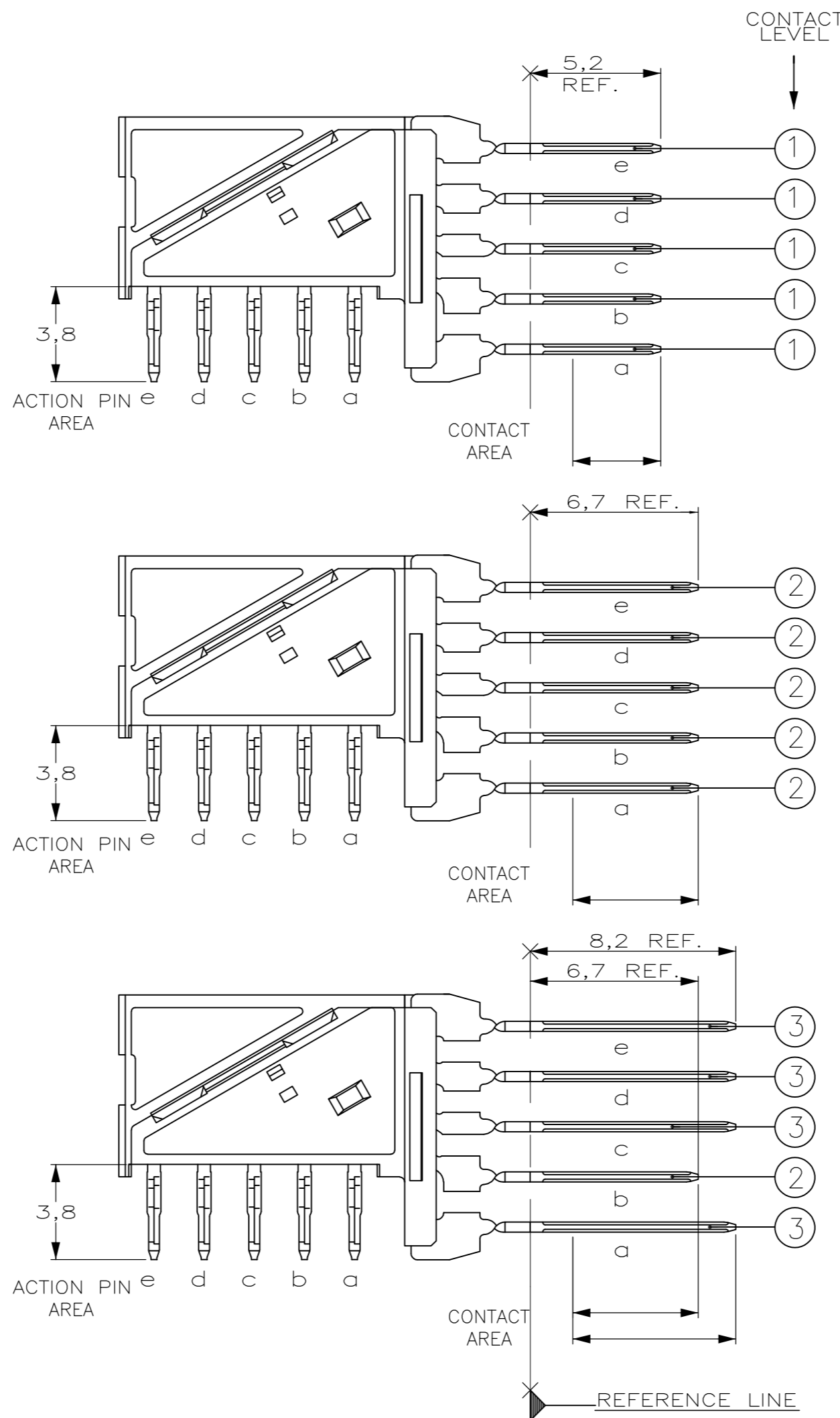


THIS DRAWING IS UNPUBLISHED. RELEASED FOR PUBLICATION
 © COPYRIGHT BY TYCO ELECTRONICS CORPORATION. ALL RIGHTS RESERVED.

CONNECTOR ASSEMBLY
 EXEMPLARY LOADED

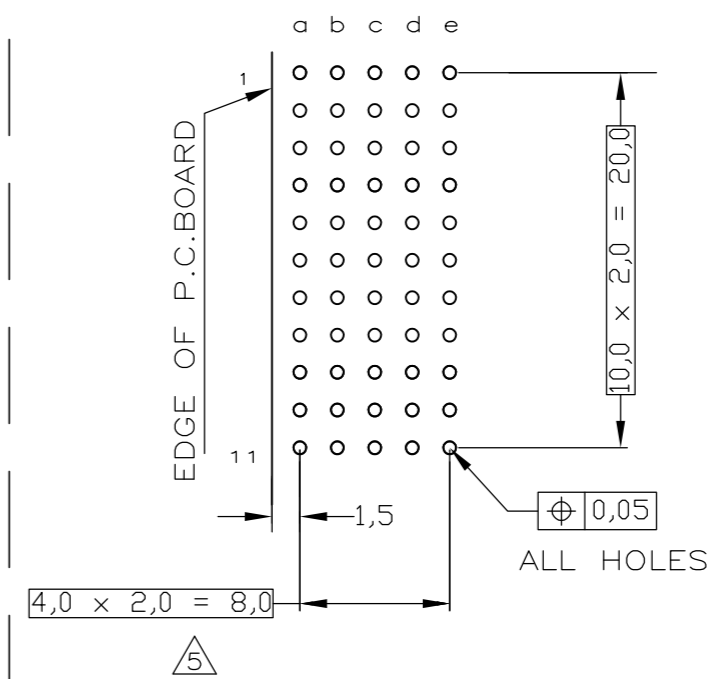


CONTACT DIMENSIONS

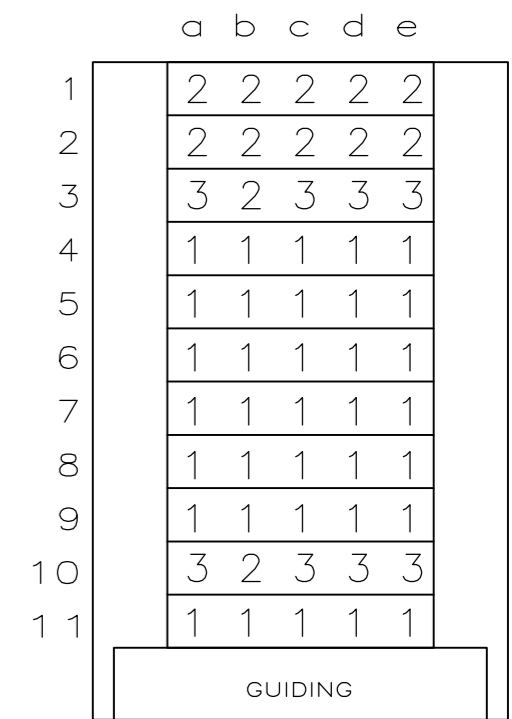


LOC	DIST	REVISIONS			
P	LTR	DESCRIPTION	DATE	DWN	APVD
H	-	A	EH10-0247-05	22FEB05	B.M. J.B.
		B	ECR-10-018652	10SEP10	JS MQW

RECOMMENDED PCB-HOLE LAY-OUT
 COMPONENT SIDE SHOWN



CONTACT LAYOUT



NOTES:

- 1 MATERIAL CONTACT; PHOSPHORBRONZE
MATERIAL HOUSING; GLASSFILLED POLYESTER (GRAY) UL-RATING 49V0
- 2 GENERAL PLATING SPECIFICATION: UNDERPLATING (ENTIRE CONTACT): 1,27µm NICKEL MIN. AND ACTION PIN: 0,5µm TIN MIN.
FOR PLATING OF MATING SURFACES SEE APPLICABLE SPECIFICATION REFERENCE FOR EACH DASH NUMBER.
- 3 CONFORMS TO ALL TESTING ACCORDING IEC 61076-4-101 PERFORMANCE LEVEL 2.
- 4 CONNECTOR MARKED WITH PARTNUMBER AND DATECODE.
- 5 PLATED-THROUGH HOLES AT 2x2mm SQUARE GRID. 55 HOLES.

THIS DRAWING IS A CONTROLLED DOCUMENT.

DIMENSIONS:	TOLERANCES UNLESS OTHERWISE SPECIFIED:
mm	
	0-PLC ±
	1-PLC ±
	2-PLC ± ±0.2
	3-PLC ±
	4-PLC ±
	ANGLES ±
	FINISH ±

DWN	B. Mooij	21FEB05
CHK	B. Mooij	21FEB05
APVD	J. Broeksteeg	21FEB05
PRODUCT SPEC	108-19082	
APPLICATION SPEC	114-19029	
WEIGHT	-	
CUSTOMER DRAWING		

CONTACT FINISH		MATERIAL		PART NUMBER	
2 3		1		1857008-1	
Tyco Electronics Corporation 's-Hertogenbosch, 5222AR-32					
NAME					
Z-PACK 2mm HM TYPE C 55 POS. RIGHT ANGLE MALE CONNECTOR ASSEMBLY					
SIZE	CAGE CODE	DRAWING NO	RESTRICTED TO		
A2	00779	C=1857008	-		
SCALE		SHEET		REV	
-		1 OF 1		B	