

THIS DRAWING IS UNPUBLISHED.

RELEASED FOR PUBLICATION

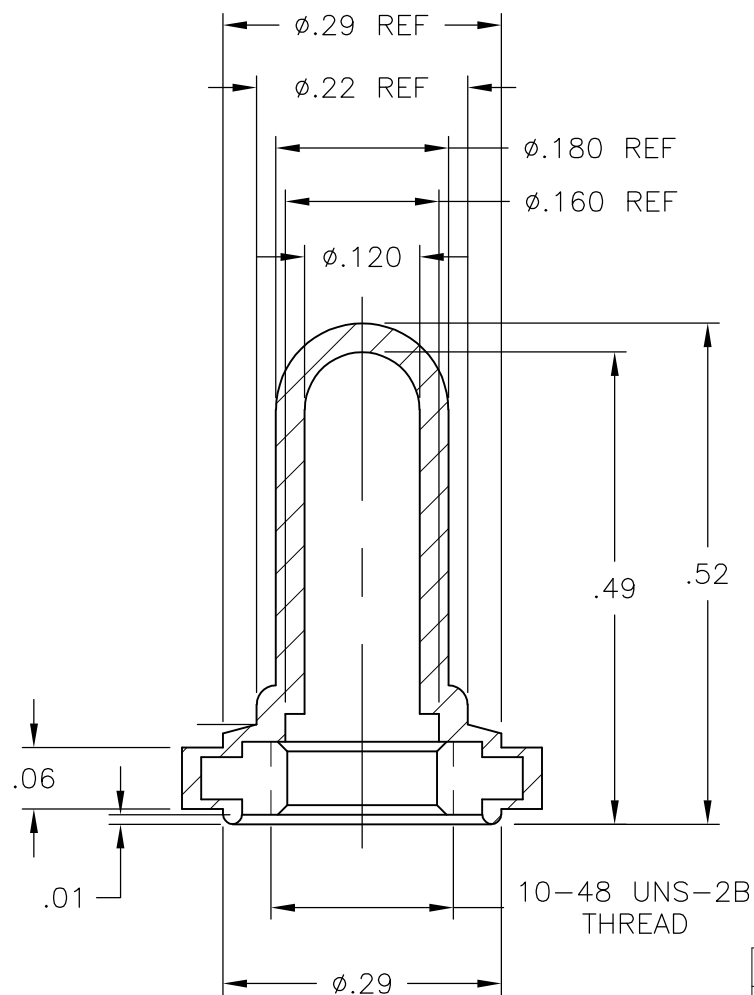
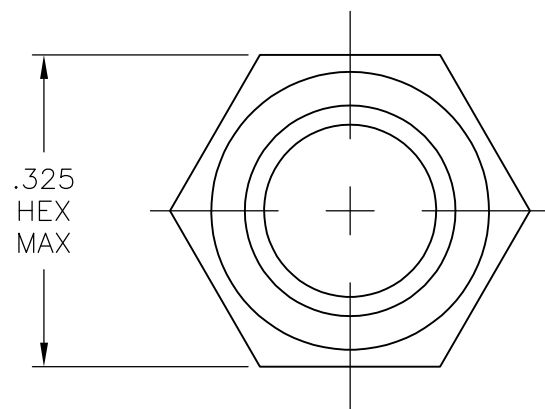
© COPYRIGHT - BY TYCO ELECTRONICS CORPORATION.

ALL RIGHTS RESERVED.

LOC DIST

REVISIONS

P	LTR	DESCRIPTION	DATE	DWN	APVD
	B	REVISED PER ECO-07-029482	2/19/08	SS	MW



1. SOME DIMENSIONS MAY VARY DUE TO DIFFERENT COMPOUND SHRINKAGE FACTOR.
2. MINOR FLASH ACCEPTABLE ON INSERT THREAD.
3. BLACK FINISH/NICKEL PLATING INSIDE THREADS REMOVED DUE TO MOLDING PROCESS PERMITTED.
4. RUBBER TO METAL BOND MUST MEET OR EXCEED THE TEAR STRENGTH OF RUBBER.
5. COMPONENTS MUST COMPLY WITH THE EUROPEAN DIRECTIVE 2002/95/EC ON RESTRICTION OF THE USE OF CERTAIN HAZARDOUS SUBSTANCES IN ELECTRICAL AND ELECTRONIC EQUIPMENT (ROHS DIRECTIVE).

B1048804	BRASS, NICKEL PLATE PER QQ-N-290	SILICONE, COLOR GRAY	1825609-3
B1048204	BRASS, NICKEL PLATE PER QQ-N-290	SILICONE, COLOR RED	1825609-2
B1048004	BRASS, BLACK OXIDE PER MIL-F-495	SILICONE, COLOR BLACK	1825609-1
ALCO NUMBER	HEX NUT MATERIAL	RUBBER BOOT MATERIAL	PART NUMBER

THIS DRAWING IS A CONTROLLED DOCUMENT.

DWN S SCHLEGEL 19FEB2008

CHK M WILBOURN 2/19/08

APVD M WILBOURN 2/19/08

PRODUCT SPEC

APPLICATION SPEC

WEIGHT -

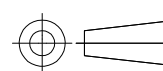
Tyco Electronics Corporation  
Harrisburg, PA 17105-3608

NAME  
10-48 TOGGLE SWITCH  
BOOT SEAL

SIZE	CAGE CODE	DRAWING NO	RESTRICTED TO
A3	00779	C-1825609	-

DIMENSIONS:  
INCHES

TOLERANCES UNLESS  
OTHERWISE SPECIFIED:



0 PLC	± -
1 PLC	± -
2 PLC	± .01
3 PLC	± .005
4 PLC	± -
ANGLES	± 5°

MATERIAL FINISH

CUSTOMER DRAWING

SCALE 5:1

SHEET 1 OF 1

REV B