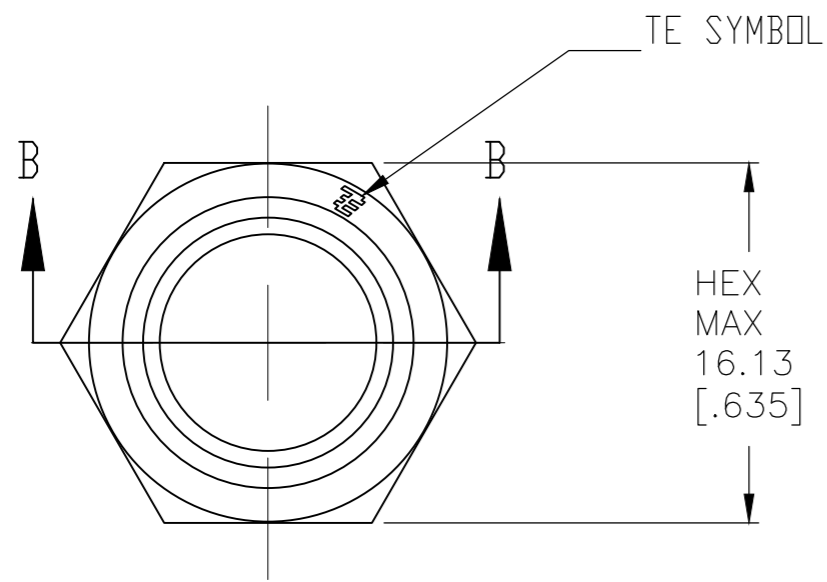
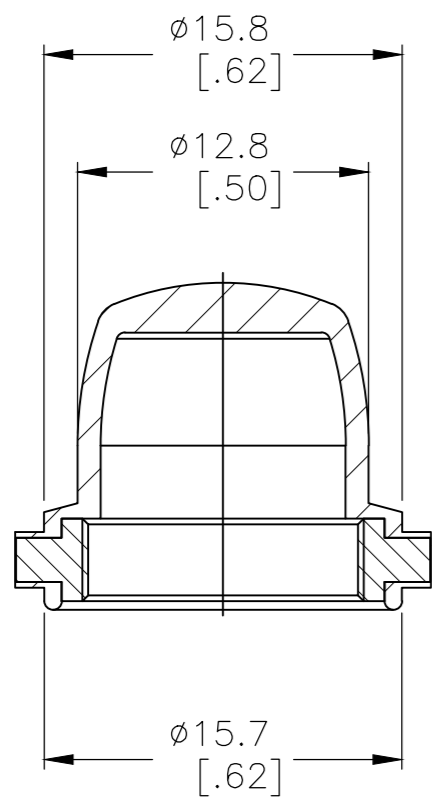
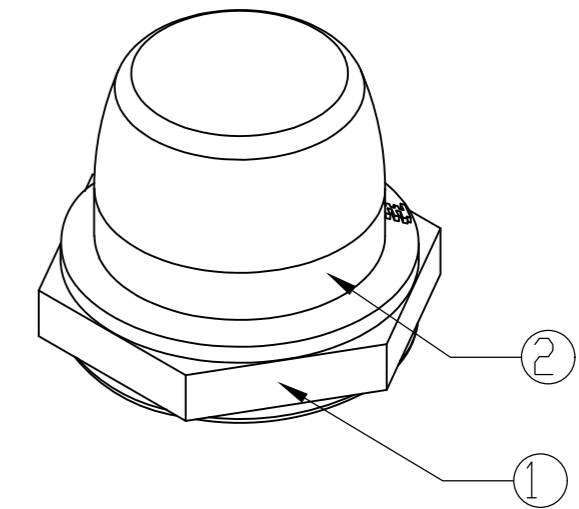
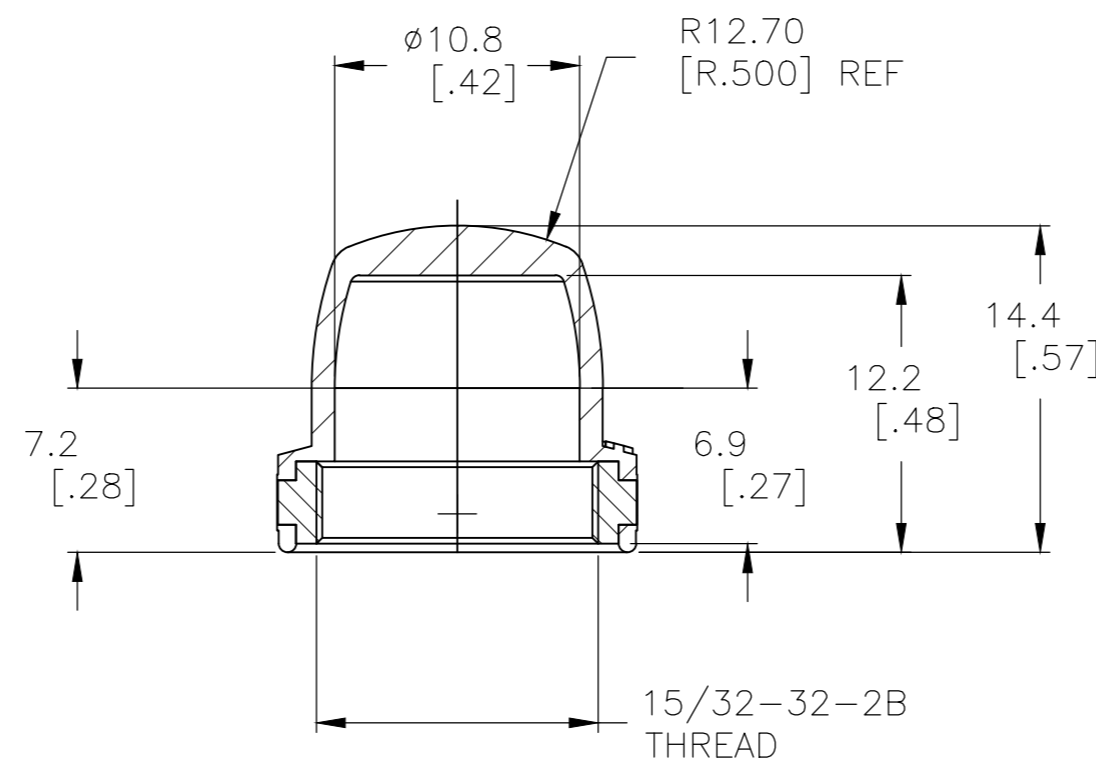
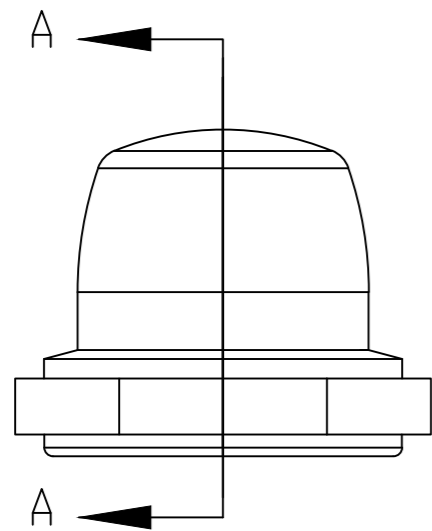


REVISIONS					
P	LTR	DESCRIPTION	DATE	DWN	APVD
B1		ECR-16-017266	01JUN2018	SR	PO



1. ALL COLORS AND MATERIALS MADE FROM ONE TOOL.
2. SOME DIMENSIONS MAY VARY DUE TO DIFFERENT COMPOUND SHRINKAGE FACTOR.
3. MINOR FLASH ACCEPTABLE ON INSERT THREAD.
4. BLACK FINISH/NICKEL PLATING ON INSIDE THREADS REMOVED DUE TO MOLDING PROCESS PERMITTED.
5. RUBBER TO METAL BOND MUST MEET OR EXCEED THE TEAR STRENGTH OF RUBBER.
6. RUBBER OVERLAY PERMISSIBLE OVER HEX FLATS AS SHOWN IN THE DRAWING.
7. COMPONENTS MUST COMPLY WITH THE EUROPEAN DIRECTIVE 2002/95/EC ON RESTRICTION OF THE USE OF CERTAIN HAZARDOUS SUBSTANCES IN ELECTRICAL AND ELECTRONIC EQUIPMENT (RoHS DIRECTIVE).



ALCO P/N	PART NUMBER	HEX NUT MATERIAL	RUBBER BOOT MATERIAL
BP1532004	1825603-1	BRASS, BLACK OXIDE PER MIL-F-495	SILICONE, COLOR BLACK
BP1532204	1825603-2	BRASS, NICKEL PLATE PER QQ-N-290	SILICONE, COLOR RED
BP1532804	1825603-3	BRASS, NICKEL PLATE PER QQ-N-290	SILICONE, COLOR GRAY

NO.	DESCRIPTION	DRAWING NO.	MATERIAL
①	NUT 15/32-32 UNS-2B	HEX NUT 15/32-32	BRASS, FINISH AS PER ABOVE TABLE
②	RUBBER BOOT	RUBBER BOOT	SILICONE PER ZZ-R-765, CLASS 3A, GRADE06 COLOR AS PER ABOVE TABLE

THIS DRAWING IS A CONTROLLED DOCUMENT.		DWN R BROWN 07JAN2008	TE Connectivity Ltd.	
DIMENSIONS: mm [INCHES]		CHK M WILBOURN 07JAN2008		
TOLERANCES UNLESS OTHERWISE SPECIFIED:		APVD M WILBOURN 07JAN2008	NAME 15/32-32 PUSHBUTTON BOOT SEAL	
0 PLC ± -	1 PLC ± .025 [.010]	PRODUCT SPEC	SIZE	
2 PLC ± 0.13 [.005]	3 PLC ± -	APPLICATION SPEC	CAGE CODE	
4 PLC ± -	ANGLES ± 5°	WEIGHT	DRAWING NO	
MATERIAL SEE TABLES	FINISH -	CUSTOMER DRAWING	RESTRICTED TO	
			A2	00779
			C=	1825603
			SCALE	4:1
			SHEET	1 of 1
			REV	B1