THIS DRAWING IS UNPUBLISHED. RELEASED FOR PUBLICATION 2013
© COPYRIGHT20 2013 ALL RIGHTS RESERVED.

REVISIONS					
F	LTR	DESCRIPTION	DATE	DWN	APVD
	A	INITIAL RELEASE	17MAY2016	VB	XR

VERSIONS 6 POS 6 POS VARIANTS	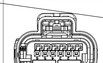	0-1801824-7	B	D	MARRON / BROWN	6POS.MCON 0.5 CB.REC HSG.SEALED	12	12.22	18.7
		0-1801824-5	B	C	VERT / GREEN	6POS.MCON 0.5 CB.REC HSG.SEALED	12	12.22	18.7
		0-1801824-3	B	B	BLEU / BLUE	6POS.MCON 0.5 CB.REC HSG.SEALED	12	12.22	18.7
		0-1801824-1	B	A	NOIR / BLACK	6POS.MCON 0.5 CB.REC HSG.SEALED	12	12.22	18.7
VERSIONS 4 POS 4 POS VARIANTS		0-1801823-7	B	D	MARRON / BROWN	4POS.MCON 0.5 CB.REC HSG.SEALED	8.4	8.62	15.1
		0-1801823-5	B	C	VERT / GREEN	4POS.MCON 0.5 CB.REC HSG.SEALED	8.4	8.62	15.1
		0-1801823-3	B	B	BLEU / BLUE	4POS.MCON 0.5 CB.REC HSG.SEALED	8.4	8.62	15.1
		0-1801823-1	B	A	NOIR / BLACK	4POS.MCON 0.5 CB.REC HSG.SEALED	8.4	8.62	15.1
VERSIONS 3 POS 3 POS VARIANTS	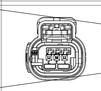	0-1801822-7	B	D	MARRON / BROWN	3POS.MCON 0.5 CB.REC HSG.SEALED	6.6	6.82	13.3
		0-1801822-5	B	C	VERT / GREEN	3POS.MCON 0.5 CB.REC HSG.SEALED	6.6	6.82	13.3
		0-1801822-3	B	B	BLEU / BLUE	3POS.MCON 0.5 CB.REC HSG.SEALED	6.6	6.82	13.3
		0-1801822-1	B	A	NOIR / BLACK	3POS.MCON 0.5 CB.REC HSG.SEALED	6.6	6.82	13.3
		REFERENCE TE TE PN	REV.	COD.	COULEUR COLOUR	DESCRIPTION	F	G	H

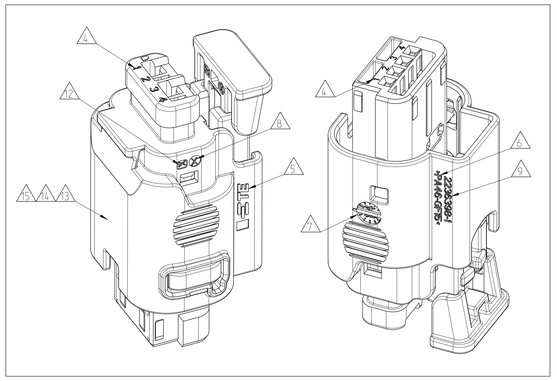

NOTES:

1	0-1801823-1 : REPRESENTE	*0-1801823-1 : AS SHOWN*
2	COMPATIBLE AVEC ALVEOLES STD. CLIPS CB MCON 0.50	*COMPATIBLE WITH STD. RECEPTACLE CAVITY MCON 0.05 CB*
3	CONDITIONNEMENT SUIVANT NORME: E73-03-150G	*PACKAGING IN ACCORDANCE WITH STANDARD : (SEE RIGHT COLUMN)*
4	REPERE ALVEOLES	*CAVITY NUMBER*
5	LOGO TE	*TE STAMP*
6	IDENTIFICATION MATIERE	*MATERIAL IDENTIFICATION*
7	DATE DE MOULAGE	*MOLDING DATE CODE*
8	N° EMPREINTE DU MOULE	*MOLD CAVITY IDENTIFICATION*
9	REFERENCE COMPOSANTS	*COMPONENTS PART NUMBER*
10	CLASSE TEMPERATURE : T2 CLASSE VIBRATION : V1 CLASSE ETANCHEITE : E2A (IPX8 - IPX9K)	*TEMPERATURE CLASS : SEE RIGHT COLUMN* *VIBRATION CLASS : SEE RIGHT COLUMN* *SEALING CLASS : SEE RIGHT COLUMN*
11	SUIVI SELON PLAN DE SURVEILLANCE	*FOLLOW UP IN CONTROL PLAN*
12	INDICE DE REVISION COMPOSANTS	*PART REVISION CODE*
13	REF. DU PRODUIT ASSEMBLE	*ASSEMBLY PART NUMBER*
14	IND. DE REV. DU PRODUIT ASSY	*ASSEMBLY PART REVISION CODE*
15	DATE D'ASSEMBLAGE	*ASSEMBLY DATE CODE*
16	FONCTIONS D'ETANCHEITE	*SEALING FUNCTIONS*

DETAIL B
ECHELLE / SCALE 20:1

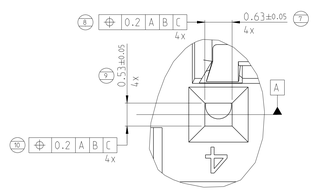

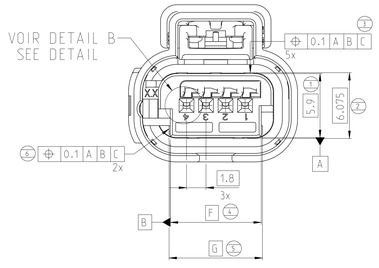

GRIS *GREY*	PA46-GF30	CPA *CPA*	6
VIOLET *PURPLE*	PA46-GF15	DOUBLE VERROUILLAGE *SECONDARY LOCKING*	5
BLEU *BLUE*	SILICONE DURETE 20 SHORE A *SILICON : HARDNESS 20 SHORE A*	JOINT GROMMET *GROMMET SEAL*	4
ROUGE ORANGE *RED ORANGE*	SILICONE DURETE 50 SHORE A *SILICON : HARDNESS 50 SHORE A*	JOINT D'INTERFACE *RADIAL SEAL*	3
NOIR *BLACK*	PA46-GF15	PORTE-MODULE *SHIELD*	2
VOIR TABLEAU DES REF. SEE TABLE OF PART NO	PA46-GF15	MODULE *CODAGE (VOIR TABLEAU DES REFS) SOCKET HOUSING CODING (SEE TABLE OF PART PN)*	1
COULEUR *COLOR*	MATIERE *MATERIAL*	DESCRIPTION *TITLE*	REP. *ITEM*

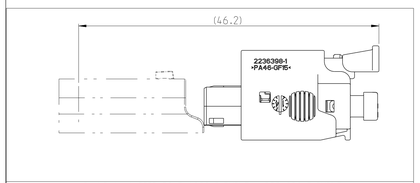

VOLUME A LAISSER POUR ACCOUPLEMENT / DESACCOUPLEMENT
FREE SPACE FOR MATING / UNMATING

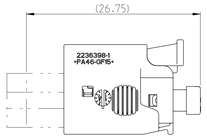

VOLUME MONTE SUR PORTE-LANGUETTES
OVERALL DIMENSIONS MATED ON TAB CONNECTOR

COUPE / SECTION D-D

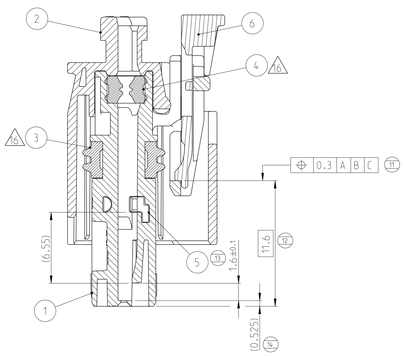

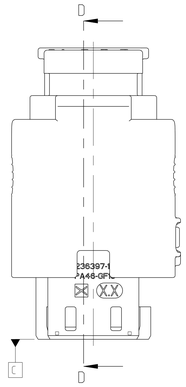

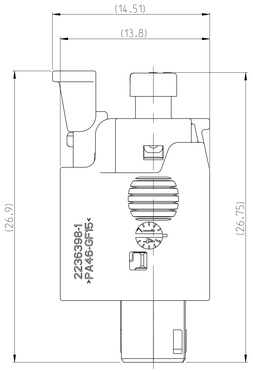

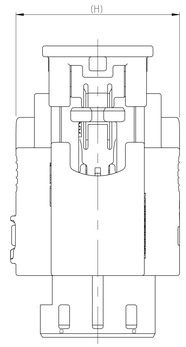

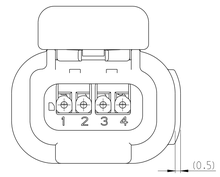

COMPOSANTS ASSOCIES / *ASSOCIATED COMPONENTS*				
COMPOSANTS OPTIONNELS / *OPTIONAL COMPONENTS*				
2236139	PA46-GF15	OBTURATEUR *SEAL PLUG*	BLANC *WHITE*	
REFERENCE TE *TE PN*	MATIERE *MATERIAL*	DESCRIPTION *TITLE*	COULEUR *COLOR*	
SERTISSAGE STANDARD CLIP MCON 0.5 *STANDARD CRIMP MCON 0.5 RECEPTACLE*				
0-2177909-3	CuNiSi	ARGENTE / *SIVER PLATED*	0.22 - 0.35mm²	1.15mm / 1.35mm
0-2177909-1	CuSnB	ETAME / *TINNED*	0.22 - 0.35mm²	
0-2177908-3	CuNiSi	ARGENTE / *SIVER PLATED*	0.13 - 0.17mm²	NON TESTE *NOT TESTED*
0-2177908-1	CuSnB	ETAME / *TINNED*	0.13 - 0.17mm²	NON TESTE *NOT TESTED*
REFERENCE TE *TE PN*	MATIERE *MATERIAL*	REVETEMENT *COATING*	SECTIONS FILS *WIRE SIZE RANGE*	DIAMETRE MIN/MAX ISOLANT *MAX/MIN INSULATION DIAMETER*

VERROU SECONDAIRE / SECONDARY LOCK

PRE-VERROUILLE (POSITION DE LIVRAISON)	PRE-LOCKED (DELIVERY POSITION)	VERROUILLE (POSITION DE MONTAGE)	LOCKED (ASSEMBLED POSITION)
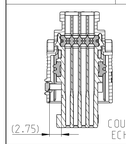		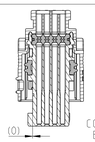	
(2.75) COUPE / SECTION B-B ECHELLE / SCALE 2:1		(0) COUPE / SECTION B-B ECHELLE / SCALE 2:1	

CPA / CPA

PRE-VERROUILLE (POSITION DE LIVRAISON)	PRE-LOCKED (DELIVERY POSITION)	VERROUILLE (POSITION APRES ACCOUPLEMENT)	LOCKED (POSITION AFTER MATING)
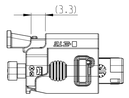		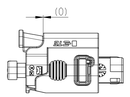	
ECHELLE / SCALE 2:1		ECHELLE / SCALE 2:1	

CODING A

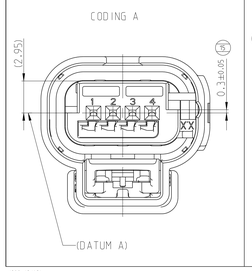

CODING B

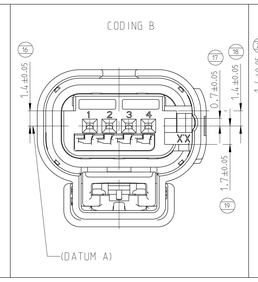

CODING C

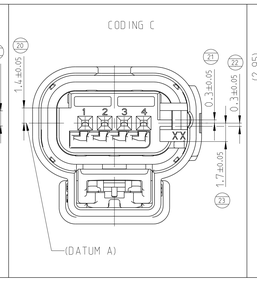

CODING D

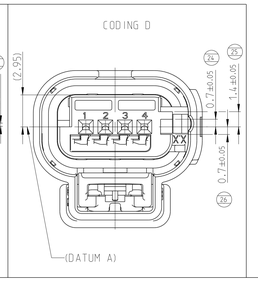

ONLY FOR PARTS OUT OF MULTI CAVITY TOOL

UNIQUEMENT POUR LES PIECES ISSUES DU MOULE MULTI CAVITES

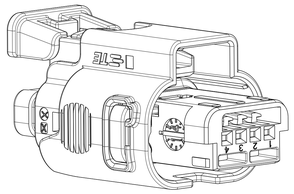

THIS DRAWING IS A CONTROLLED DOCUMENT.

DIMENSIONS: mm

TOLERANCES UNLESS OTHERWISE SPECIFIED
0 PLC ±
1 PLC ±
2 PLC ±
3 PLC ±
ANGLES ±45°
FINISH -
DEBURR -

MATERIAL: SEE TABLE

TOLERANCES UNLESS OTHERWISE SPECIFIED ACC. TO DIN 16901/ISO 8 ENVIRONMENTAL REQUIREMENTS ACC. TO GS 95011-4 REL. TO GS APPL.
MODULE CHARACTERISTICS ACC. LMR CMM,MMA,AA,AB,AR,SFD
BESONDERE MERKMALE NACH QMZ,MMA,AA,AB,AR,SFD

DWN	V.BRENCA	17MAY2016
CHK	V.BRENCA	17MAY2016
APVD	V.BRENCA	17MAY2016
PRODUCT SPEC	X-ROUILLARD	17MAY2016
APPLICATION SPEC	108-15445	
WEIGHT	408-15015	
	2.6 g	

TE Connectivity

NAME: PC 4V MCON 0.50 4W MCON 0.50 REC HSG

SIZE	CAGE CODE	DRAWING NO	RESTRICTED TO
A0	00779	C-1801823	

CUSTOMER DRAWING — SCALE 5:1 — SHEET 1 OF 1 — REV A

4806 (3/13)