

Table of Contents

High Speed Card Edge Products	177-186
High Speed Standard Edge Connector	178-183
SEC-Z Connector	184-186

High Speed Standard Edge Connector

Product Facts

- 1:1 signal-to-ground ratio
- Designed for signal transmissions with rise and fall times of 0.5 nanoseconds or greater
- 40 signal/ground pairs per linear inch
- Less than 10 picosecond skew
- Propagation delay is typically 75 picoseconds from motherboard to daughtercard at the top of the connector
- 43 ohm impedance
- Multiple simultaneous switching: 7% max. @ 0.5 ns; 5% max. @ 1.0 ns
- High performance maintained when using up to 50% of the ground contacts for power
- 50 to 130 dual positions (in increments of 10) and 73 dual position



High Speed Standard Edge connectors are the answer for a low cost, one-piece approach to high speed signal transmissions or density requirements. These Tyco Electronics connectors have an upper row of signal contacts on 1.27 [.050] centerline with a lower row of ground contacts within each circuit cavity. This achieves 0.64 [.025] center-

line density in a 1.27 [.050] centerline connector with 40 signal/ground pairs per linear inch and a 1:1 signal-to-ground ratio. The staggered contact height also reduces the daughtercard mating force.

Board retainers align the connector with the motherboard and retain it for soldering. The use of high temperature tolerant materi-

als ensures that these connectors will withstand various wave and reflow soldering techniques.

Tyco Electronics High Speed Standard Edge connectors are available in sizes of 50 to 130 dual positions (in increments of 10) and a 73 dual position, with solder lead lengths of 2.54 [.100] and 3.18 [.125].

Performance Specifications

Contact Current Rating —

Signal contact — 1 ampere max.
Ground contact — 1.5 amperes max.
Preground contact — 1 ampere max.

Termination Resistance —

20 milliohms max. (initial)
40 milliohms max. (final)

Dielectric Withstanding Voltage —

500 volts AC min.

Insulation Resistance —

1000 megohms min.

Mating Force — 2.78 N [10 oz] max.

per dual signal/ground contact pair
using test blade

Durability (Mating Cycles) —

Tested to 25 cycles with test blade

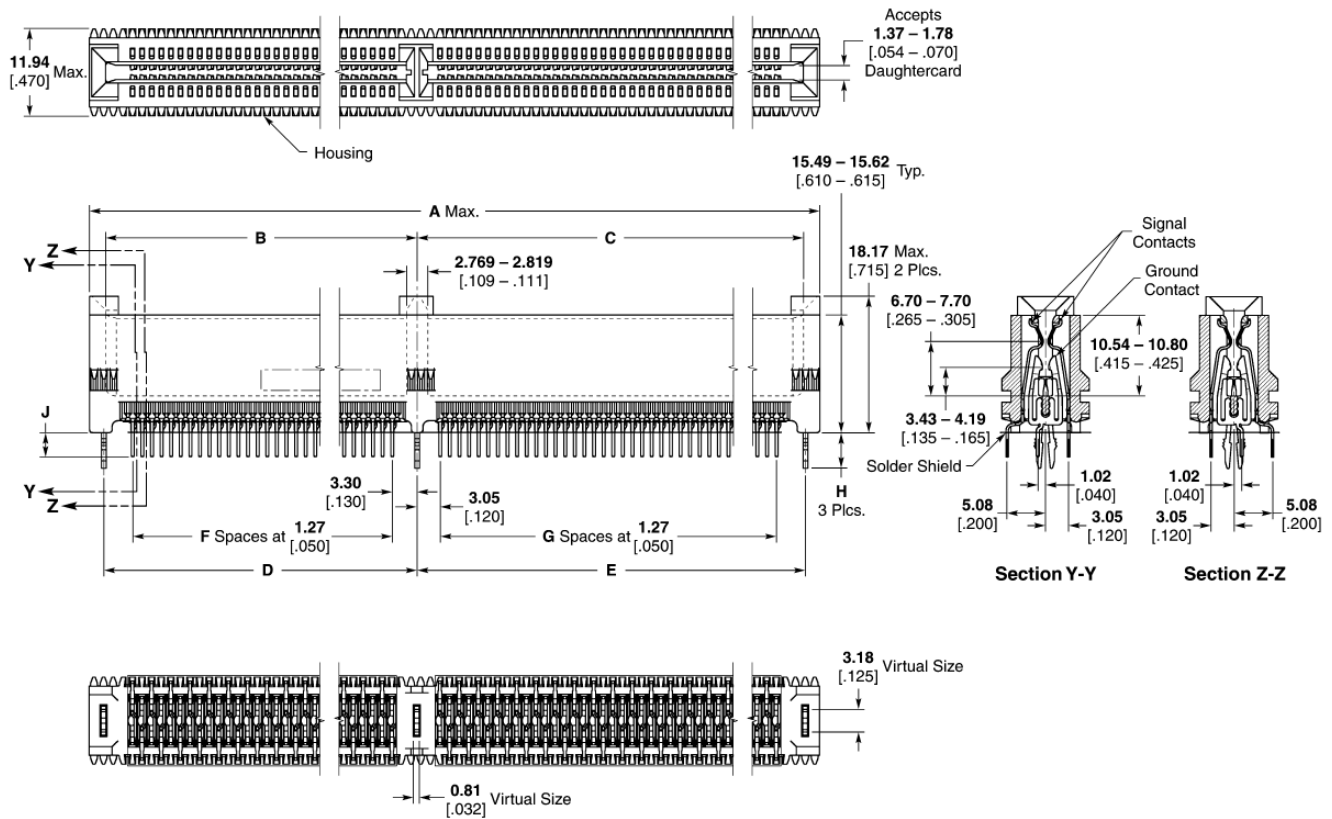
Application Temperature —

+215°C for 120 seconds max.

Operating Temperature Range —

-55°C to +85°C

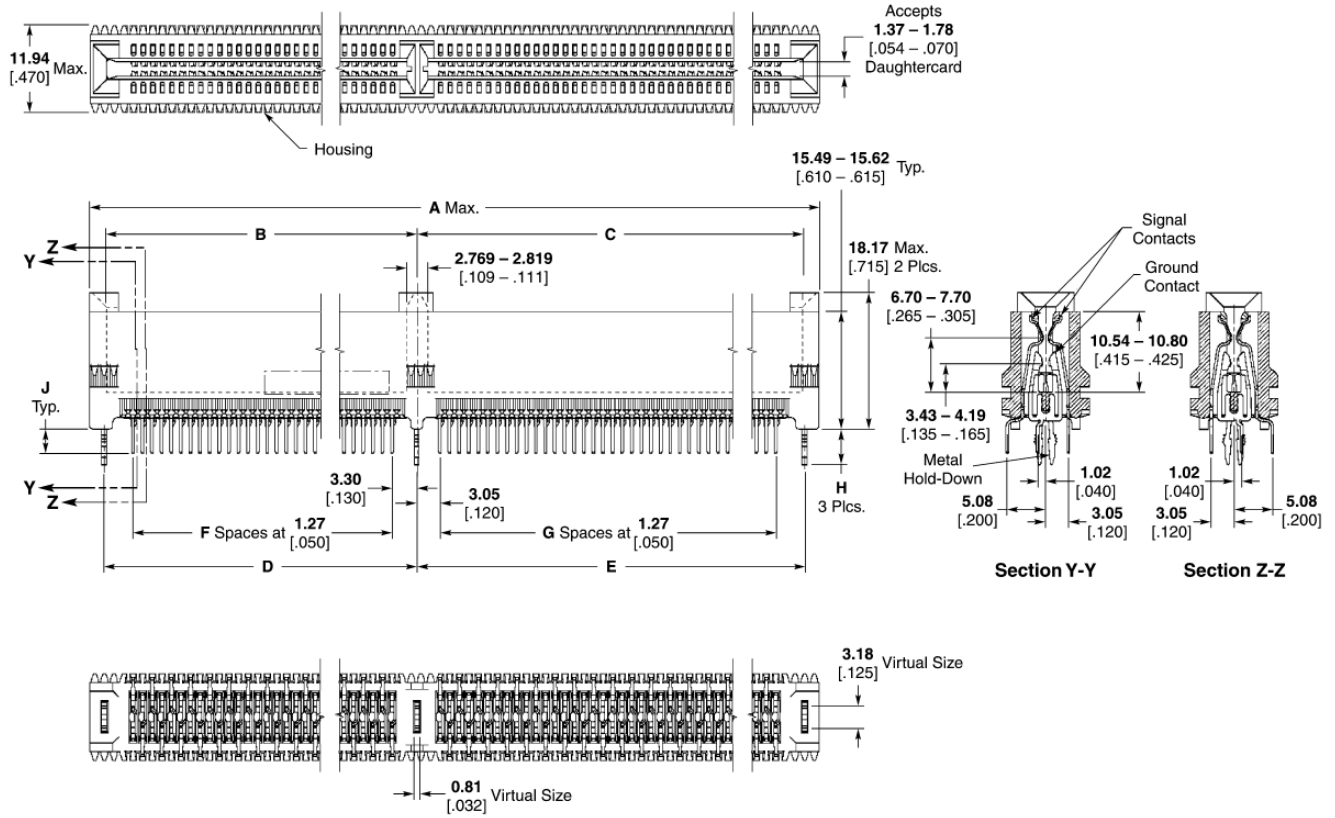
High Speed Standard Edge Connector (Continued)



Dimensions										No. of Dual Positions	Part Number
A	B	C	D	E	F	G	H	J			
155.35 6.116	66.42-66.68 2.615-2.625	83.95-84.20 3.305-3.315	66.73-66.88 2.627-2.633	84.25-84.40 3.317-3.323	47	61	4.44-4.95 .175-.195	2.29-2.79 .090-.110	110	5145236-1	
108.36 4.266	46.10-46.36 1.815-1.825	57.28-57.53 2.255-2.265	46.41-46.56 1.827-1.833	57.58-57.73 2.267-2.273	31	40	4.44-4.95 .175-.195	2.29-2.79 .090-.110	73	5145236-2	
155.35 6.116	66.42-66.68 2.615-2.625	83.95-84.20 3.305-3.315	66.73-66.88 2.627-2.633	84.25-84.40 3.317-3.323	47	61	4.44-4.95 .175-.195	2.92-3.43 .115-.135	110	5145236-3	

Note: All part numbers are RoHS compliant.

High Speed Standard Edge Connector (Continued)



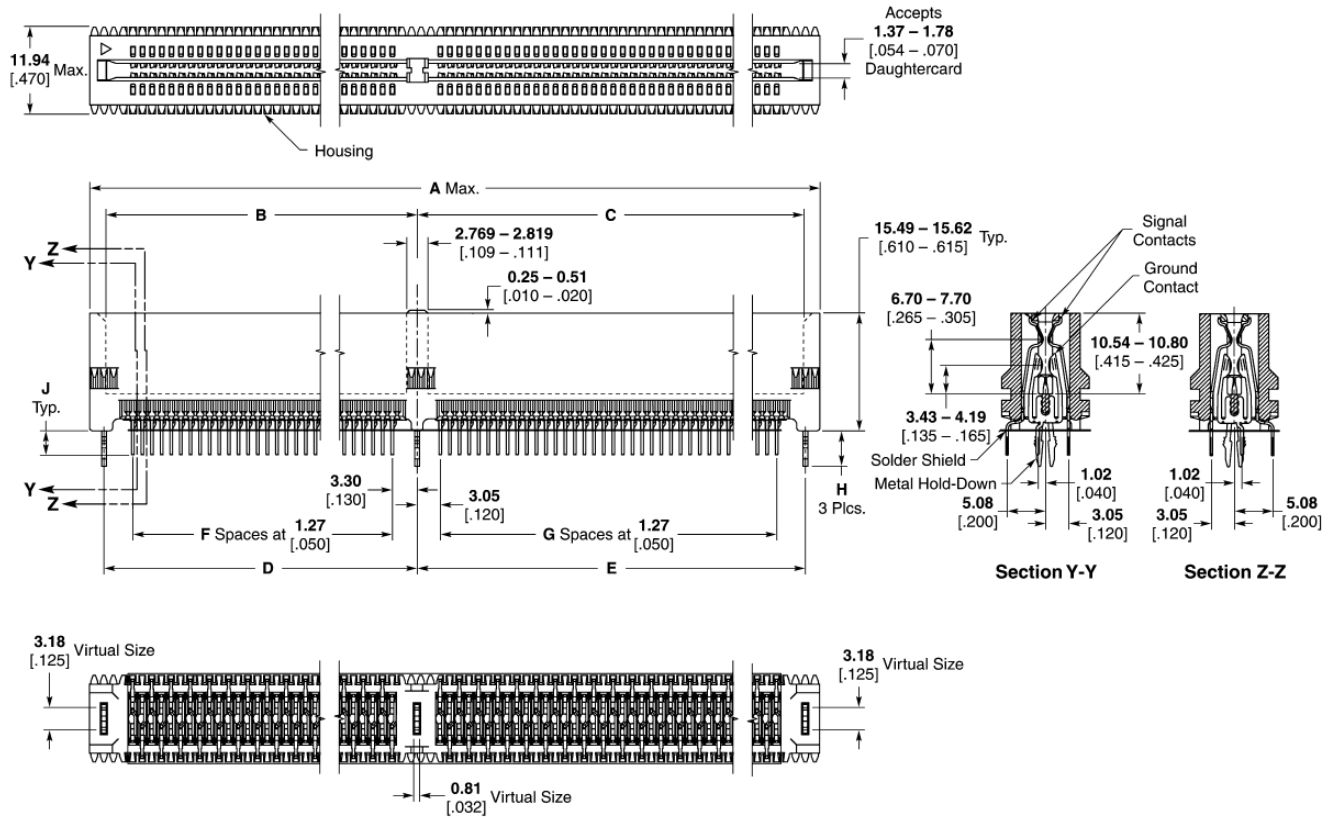
High Speed Standard Edge Connector (Continued)

Dimensions										No. of Dual Positions	Part Number
A	B	C	D	E	F	G	H	J			
79.15 3.116	33.40-33.66 1.315-1.325	40.77-41.02 1.605-1.615	33.71-33.66 1.327-1.333	41.07-41.22 1.617-1.623	21	27	4.44-4.95 .175-.195	2.29-2.79 .090-.110	50	5145090-1	
								2.92-3.43 .115-.135	50	5145090-2	
								2.29-2.79 .090-.110	60	5145090-5	
91.85 3.616	38.48-38.74 1.515-1.525	48.39-48.64 1.905-1.915	38.79-38.94 1.527-1.533	46.69-48.84 1.917-1.923	25	33	4.44-4.95 .175-.195	2.92-3.43 .115-.135	60	5145090-6	
								4.57-5.08 .180-.200	60	5145090-8	
104.55 4.116	43.56-43.82 1.715-1.725	55.01-56.26 2.205-2.215	43.87-44.02 1.727-1.733	56.31-56.46 2.217-2.223	29	39	4.44-4.95 .175-.195	2.29-2.79 .090-.110	70	5145090-9	
								2.92-3.43 .115-.135	70	1-5145090-0	
117.25 4.616	51.18-51.44 2.015-2.025	61.09-61.34 2.405-2.415	51.49-51.64 2.027-2.033	61.39-61.54 2.417-2.423	35	43	4.44-4.95 .175-.195	2.29-2.79 .090-.110	80	1-5145090-3	
								2.92-3.43 .115-.135	80	1-5145090-4	
								2.29-2.79 .090-.110	90	1-5145090-7	
129.95 5.116	56.26-56.52 2.215-2.225	68.71-68.96 2.705-2.715	56.57-56.72 2.227-2.233	69.01-69.16 2.717-2.723	39	49	4.44-4.95 .175-.195	2.92-3.43 .115-.135	90	1-5145090-8	
								3.68-4.19 .145-.165	90	1-5145090-9	
142.65 5.616	61.34-61.60 2.415-2.425	76.33-76.58 3.005-3.015	61.65-61.80 2.427-2.433	76.63-76.78 3.017-3.023	43	55	4.44-4.95 .175-.195	2.29-2.79 .090-.110	100	2-5145090-1	
								2.92-3.43 .115-.135	100	2-5145090-2	
								2.29-2.79 .090-.110	110	2-5145090-5	
155.35 6.116	66.42-66.68 2.615-2.625	83.95-84.20 3.305-3.315	66.73-66.88 2.627-2.633	84.25-84.40 3.317-3.323	47	61	4.44-4.95 .175-.195	2.92-3.43 .115-.135	110	2-5145090-6	
								3.68-4.19 .145-.165	110	2-5145090-7	
								4.57-5.08 .180-.200	110	2-5145090-8	
								2.29-2.79 .090-.110	120	2-5145090-9	
168.05 6.616	71.50-71.76 2.815-2.825	91.57-91.82 3.605-3.615	71.81-71.96 2.827-2.833	91.87-92.02 3.617-3.623	51	67	4.44-4.95 .175-.195	2.92-3.43 .115-.135	120	3-5145090-0	
								3.68-4.19 .145-.165	120	3-5145090-1	
								2.29-2.79 .090-.110	130	3-5145090-3	
180.75 7.116	79.12-79.38 3.115-3.125	96.65-96.90 3.805-3.815	79.43-79.58 3.127-3.133	96.95-97.10 3.817-3.823	57	71	4.44-4.95 .175-.195	2.92-3.43 .115-.135	130	3-5145090-4	
								3.68-4.19 .145-.165	130	3-5145090-5	
108.36 4.266	46.10-46.36 1.815-1.825	57.28-57.53 2.255-2.265	46.41-46.56 1.827-1.833	57.58-57.73 2.267-2.273	31	40	4.44-4.95 .175-.195	2.29-2.79 .090-.110	73	3-5145090-7*	
								2.92-3.43 .115-.135	73	3-5145090-8*	

*Alternate Pattern Applies.

Note: All part numbers are RoHS compliant.

High Speed Standard Edge Connector (Continued)



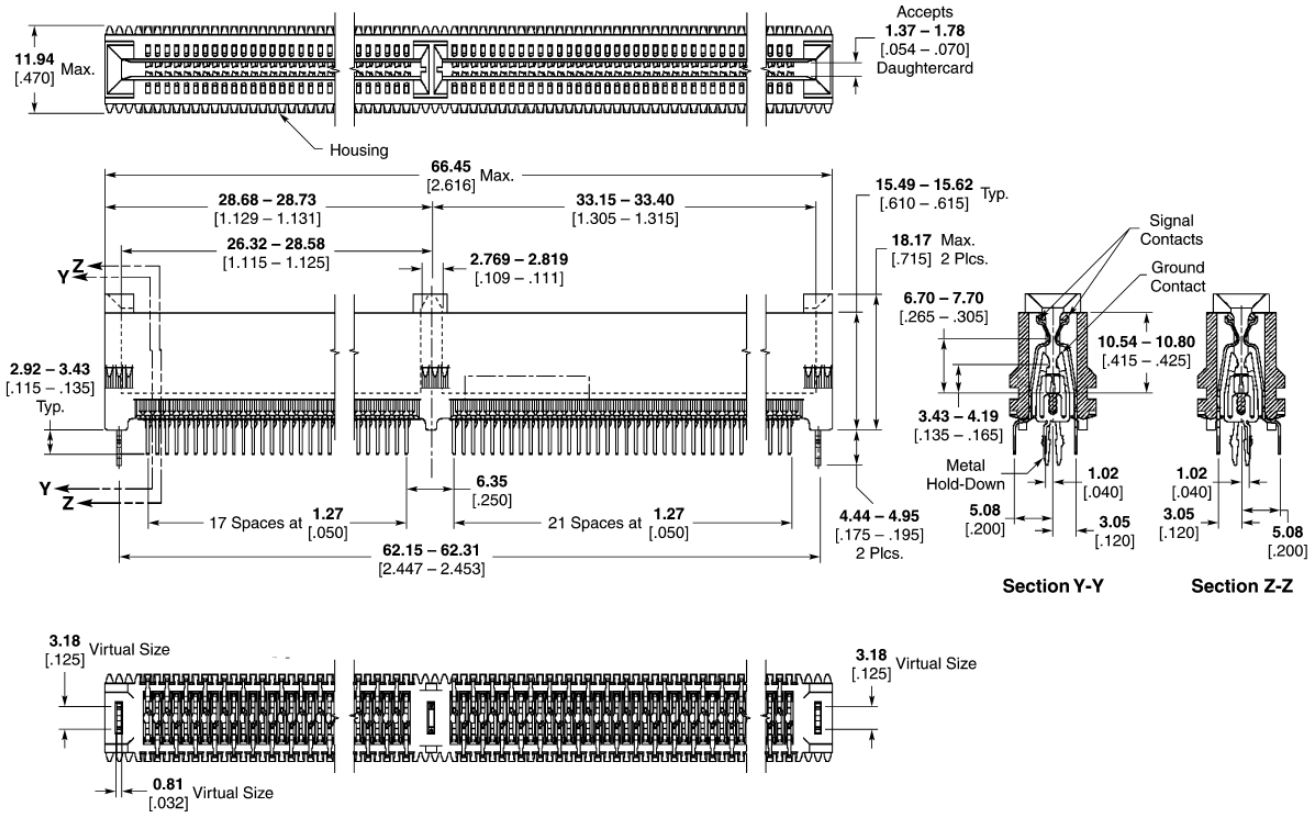
Dimensions										No. of Dual Positions	Part Number
A	B	C	D	E	F	G	H	J			
108.36	46.10-46.36	57.28-57.53	46.41-46.56	57.58-57.73	31	40	4.44-4.95	2.29-2.79		73	5145349-1
4.266	1.815-1.825	2.255-2.265	1.827-1.833	2.267-2.273			.175-.195	.090-.110			

Note: All part numbers are RoHS compliant.

High Speed Standard Edge Connector (Continued)

Part Number 5145094-6

30 Dual Positions



Note: All part numbers are RoHS compliant.

SEC-Z Connector

Product Facts

- High density card edge connector for high speed signal applications
- Used in servers, workstations, high-end PCs
 - Memory Expansion connector
 - High performance and multiple CPU interface (SPARC®, Alpha, AMD)
- 0.64 [.025] centerline density with 1.27 [.050] centerline daughtercard allowances
- High density: 80 lines/inch
- 100 cycles, min. durability
- Available in sizes from 240 position to 520 position (40 position increments)



Active Part Numbers (additional sizes may be available)

1.57 [.062] thick daughtercard

240 position	5145427-5
280 position	5145427-5
360 position	1-5145427-7
440 position	6658664-2
520 position	3-5145427-3

2.36 [.093] thick daughtercard

480 position	2-5145400-9
--------------	-------------

Product Specification

108-1863

Electrical Characteristics

Crosstalk — Less than 1% @ 200 pS, 1:1 signal/ground ratio

Current Rating — 1 ampere/contact

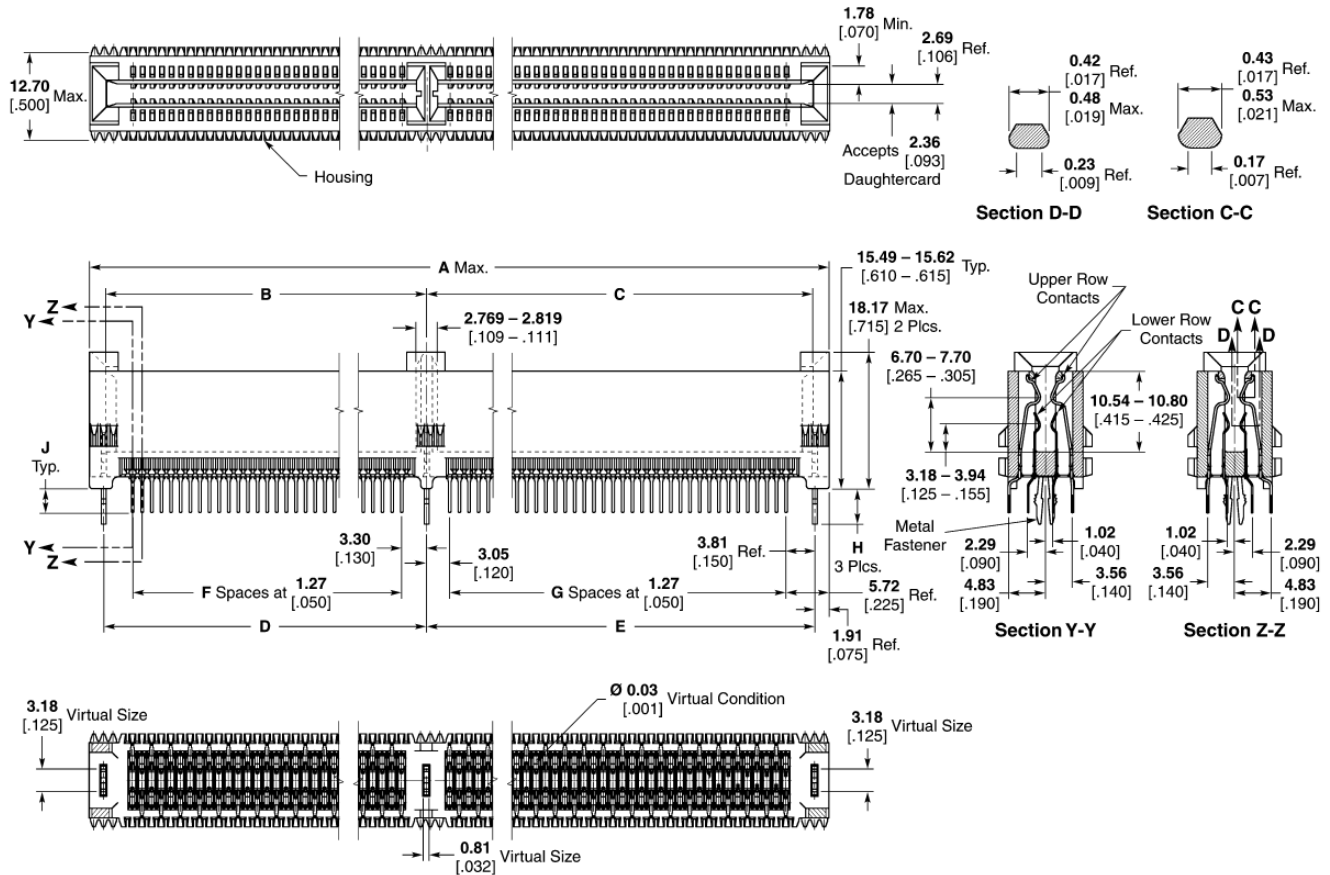
ALPHA is a trademark of Digital Equipment Corporation.

AMD is a trademark of Advanced Micro Devices, Inc.

SPARC is a trademark of SPARC International, Inc.

Note: All part numbers are RoHS compliant.

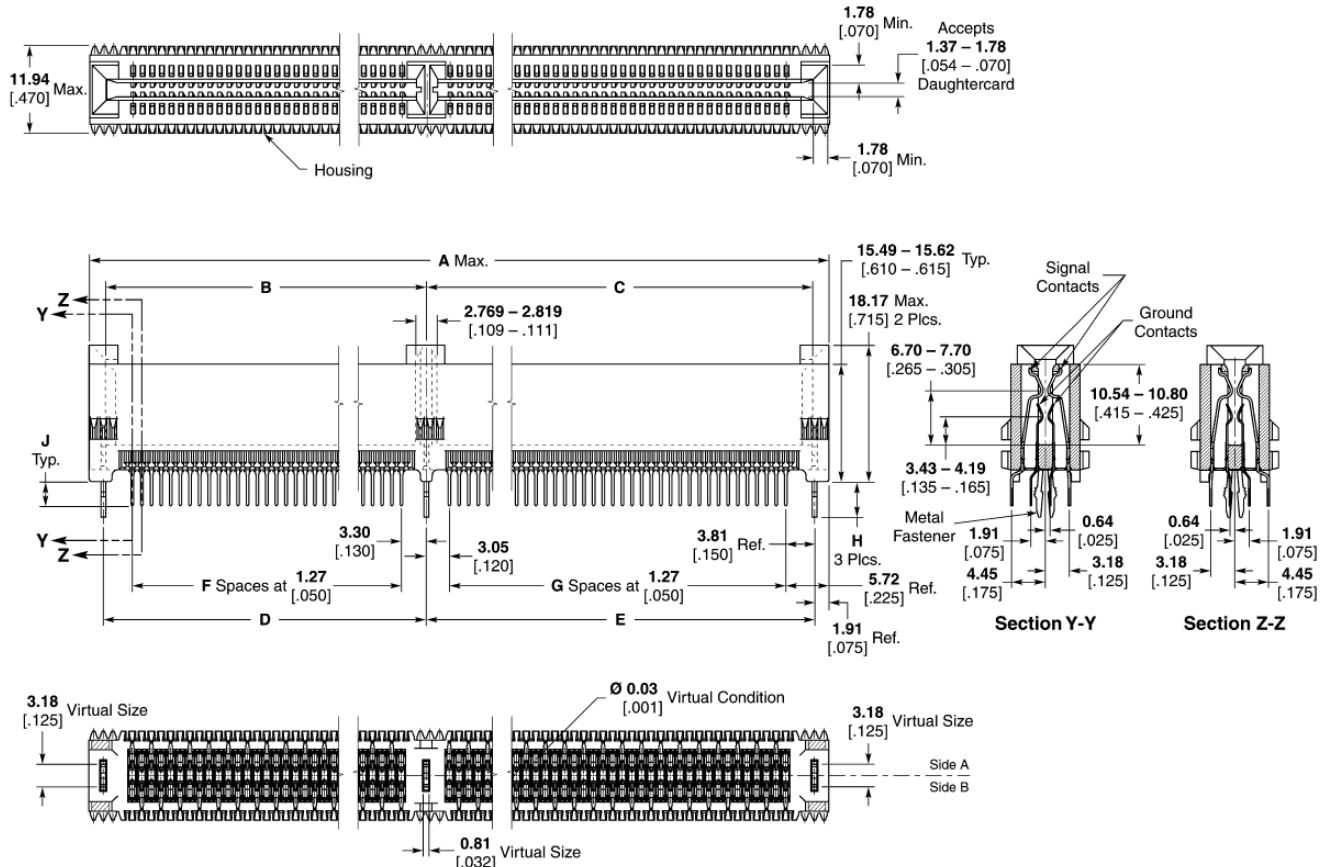
SEC-Z Connector (Continued)



Dimensions										No. of Total Positions	No. of Quad Positions	Part Number
A	B	C	D	E	F	G	H	J				
168.05	71.50-71.76	91.57-91.82	71.81-71.96	91.87-92.02	51	67	4.44-4.95	2.29-2.79		480	120	6-5145400-1
6.616	2.815-2.825	3.605-3.615	2.827-2.833	3.617-3.623			.175-.195	.090-.110				
47.40	18.16-18.41	24.26-24.51	18.47-18.62	24.56-24.71	9	14	4.44-4.95	2.29-2.79		100	25	2-5145400-9
1.866	.715-.725	.955-.965	.727-.733	.967-.973			.175-.195	.090-.110				

Note: All part numbers are RoHS compliant.

SEC-Z Connector (Continued)



Dimensions										No. of Total Positions	No. of Quad Positions	Part Number
A	B	C	D	E	F	G	H	J				
91.85 3.616	38.48-38.74 1.515-1.525	48.39-48.64 1.905-1.915	38.79-38.94 1.527-1.533	48.69-48.84 1.917-1.923	25	33	4.44-4.95 .175-.195	2.29-2.79 .090-.110	240	60	5145427-5	
104.55 4.116	43.56-43.82 1.715-1.725	56.01-56.26 2.205-2.215	43.87-44.02 1.727-1.733	56.31-56.46 2.217-2.223	29	39	4.44-4.95 .175-.195	2.29-2.79 .090-.110	280	70	5145427-9	
129.95 5.116	56.26-56.52 2.215-2.225	68.71-68.96 2.705-2.715	56.57-56.72 2.227-2.233	69.01-69.16 2.717-2.723	39	49	4.44-4.95 .175-.195	2.29-2.79 .090-.110	360	90	1-5145427-7	
155.35 6.116	66.42-66.68 2.615-2.625	83.95-84.20 3.305-3.315	66.73-66.88 2.627-2.633	84.25-84.40 3.317-3.323	47	61	4.44-4.95 .175-.195	2.29-2.79 .090-.110	440	110	6658664-2*	
180.75 7.116	79.12-79.38 3.115-3.125	96.65-96.90 3.805-3.815	79.43-79.58 3.127-3.133	96.95-97.10 3.817-3.823	57	71	4.44-4.95 .175-.195	2.29-2.79 .090-.110	520	130	3-5145427-3	
206.15 8.116	89.28-89.54 3.515-3.525	111.89-112.14 4.405-4.415	89.59-89.74 3.527-3.533	112.19-112.34 4.417-4.423	65	83	4.44-4.95 .175-.195	2.29-2.79 .090-.110	600	150	4-5145427-1	
237.90 9.366	103.25-103.51 4.065-4.075	129.67-129.92 5.105-5.115	103.56-103.71 4.077-4.083	129.97-130.12 5.12-5.12	76	97	4.44-4.95 .175-.195	2.29-2.79 .090-.110	700	175	5-5145427-3	

*Contact Area Lubricated with Bellcore Approved Lubricant. Technical Reference GR-1217-Core. Issue 1, November 1995.

Note: All part numbers are RoHS compliant.