

THIS DRAWING IS UNPUBLISHED.

RELEASED FOR PUBLICATION

© COPYRIGHT -

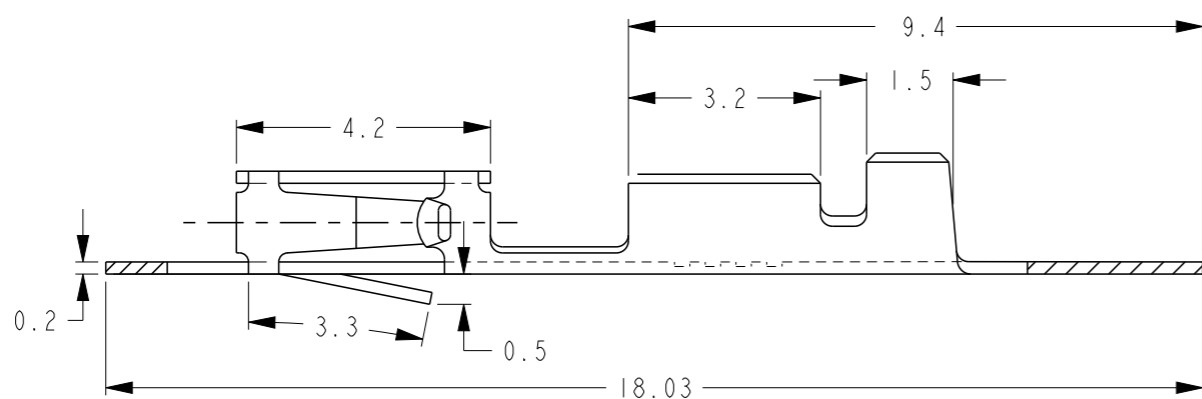
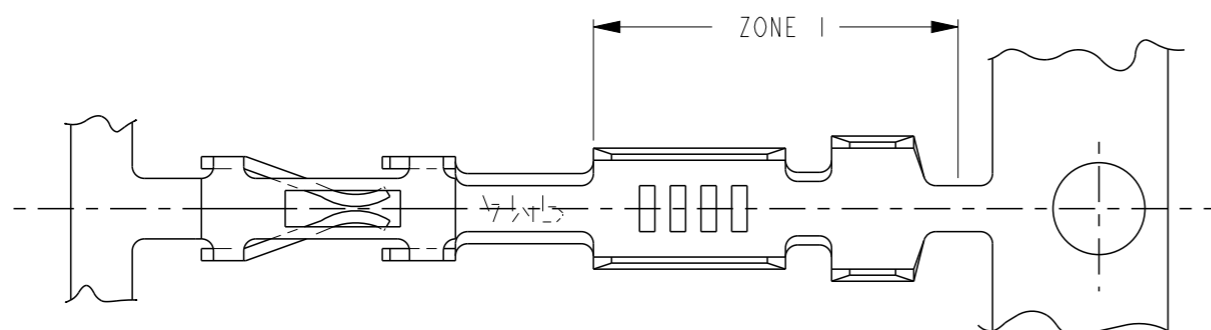
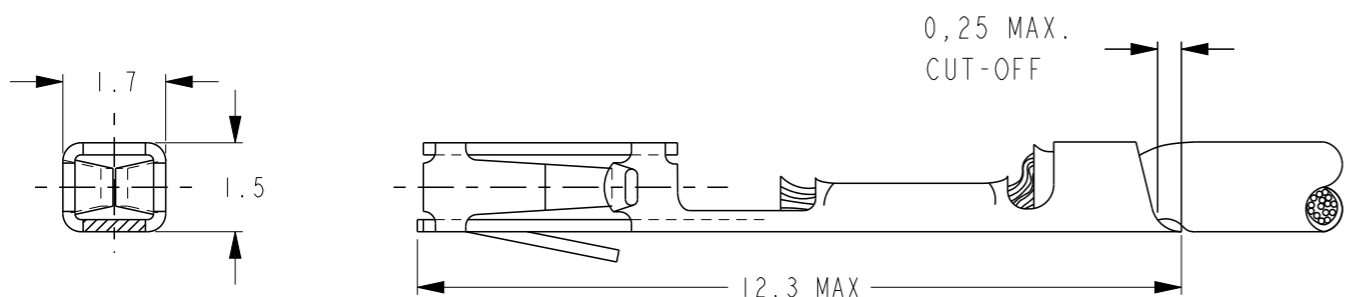
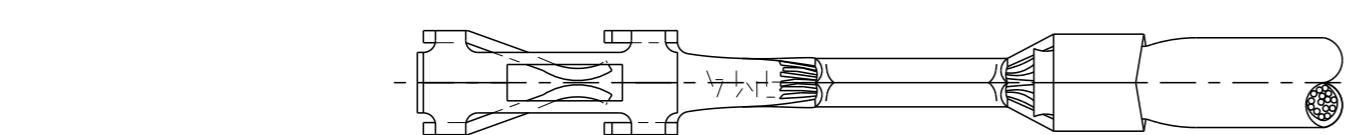
ALL RIGHTS RESERVED.

LOC
H

DIST
-

REVISIONS

P	LTR	DESCRIPTION	DATE	DWN	APVD
	C3	REVISED PER ECO-12-021315	10JAN2012	KH	JO
	D	STANDARDIZATION OF PLATING AND SPLICING	13AUG2024	GVP	KJK



- 1 FOR MINI-APPLICATOR-CRIMPING.
- 2 UNDERCOATING: 1,25µm Ni, SELECTIVE: 0,8µm Au, NO GOLDFLASH.
- 3 UNDERCOATING: 1,25µm Ni, SELECTIVE: 0,8µm Au, GOLDFLASH ON REMAINDER (GOLDFLASH IS NOT MANDATORY ON THE PILOTED CARRIER STRIP).
- 4 PRE-TINPLATED: 2,0µm.
- 5 ZONE 1: MATT TIN PLATED.
- 6 MATERIAL: PHOSPHORBRONZE
- 7 FOR REELFED-HANDTOOL-CRIMPING, 500 CONTACTS ON A SMALL REEL.
- 8 24-20 AWG (0,20-0,56 mm²) WITH .055 CRIMPER.
26 AWG (0,12-0,14 mm²) WITH .042 CRIMPER.
- 9 OBSOLETE PARTS: OBSOLETE CIS STREAMLINING PER D.RENAUD/D.SINISI
- 10 SPLICING - MAXIMUM 1 LOOSE END PER REEL IS ALLOWED.

WIRE RANGE	8
INSUL. RANGE	1,4 MAX. DIA.

TIN	4	166310-3	5-166309-3	7
GOLD	3	166310-2	5-166309-2	7
GOLD	2 5	166310-1 9	5-166309-1	7
TIN	4	166310-3	166309-3	1
GOLD	3	166310-2	166309-2	1
GOLD	2 5	166310-1 9	166309-1	1
FINISH		LOOSE PIECE	PARTNUMBER	

THIS DRAWING IS A CONTROLLED DOCUMENT.

DWN Rv HEUVEN 25JUNE07

CHK MvD 25JUNE07

APVD MvD

PRODUCT SPEC 108-25007

APPLICATION SPEC 114-25003

WEIGHT -

CUSTOMER DRAWING

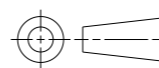


AMPMODU MOD. V RECEPTACLE, HIGH PRESSURE, STRIP.

SIZE A3 CAGE CODE 00779 DRAWING NO C-166309 RESTRICTED TO

SCALE NTS SHEET 1 OF 1 REV D

DIMENSIONS: mm



TOLERANCES UNLESS OTHERWISE SPECIFIED:

- 0 PLC ±-
- 1 PLC ±-
- 2 PLC ±-
- 3 PLC ±-
- 4 PLC ±-
- ANGLES ±-
- FINISH SEE TABLE

MATERIAL -

FINISH SEE TABLE