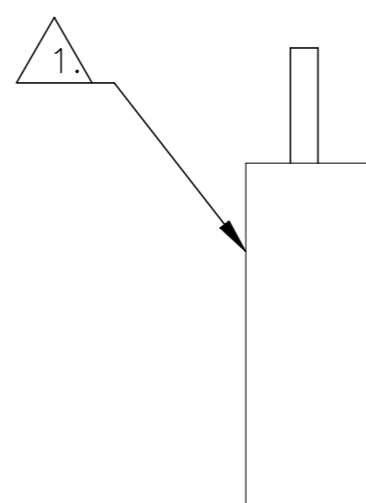
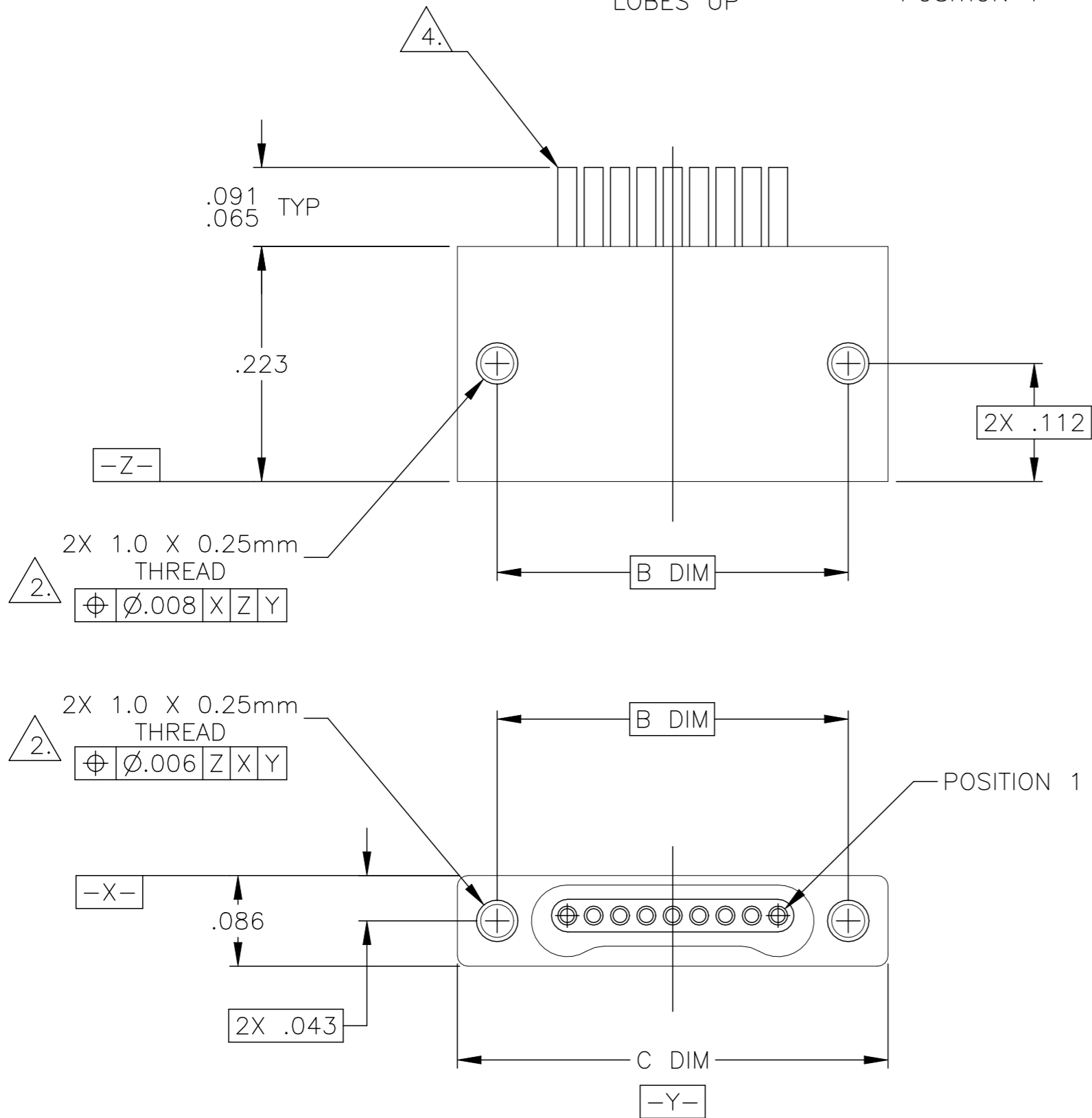
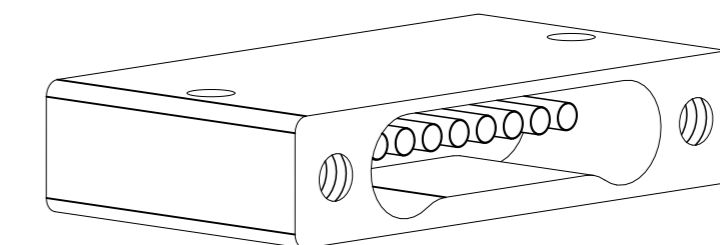
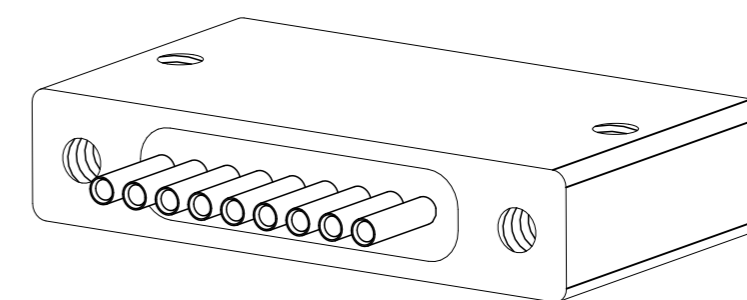
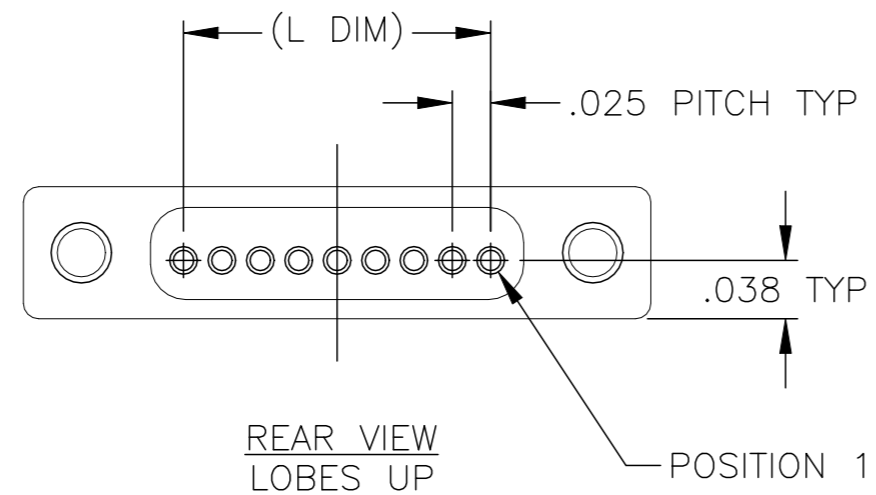


REVISIONS					
P	LTR	DESCRIPTION	DATE	DWN	APVD
G		REV PER ECN-24-259799	09APR2024	JAB	EO



SIZE	B DIM	C DIM ±.0050	(L DIM)
05	.233	.3085	(.100)
09	.333	.4085	(.200)
15	.483	.5585	(.350)
25	.733	.8085	(.600)
37	1.033	1.1085	(.900)
51	1.383	1.4585	(1.250)

- 1. SHELL OPTIONS (TO BE SPECIFIED IN NANONICS PART NUMBER):
 METAL: 6061-T6 ALUMINUM, ELECTROLESS NICKEL PLATED PER MIL-C-26074 (STANDARD) OR GOLD PLATED PER MIL-G-45204
 303 STAINLESS STEEL, PASSIVATED PER SAE-AMS-QQ-P-35
 INSULATOR MATERIAL FOR ALL METAL SHELLS IS LIQUID CRYSTAL POLYMER (LCP) PER MIL-M-24519 OR PER ASTM D5138
 PLASTIC: LIQUID CRYSTAL POLYMER (LCP) PER MIL-M-24519 OR PER ASTM D5138
- 2. STANDARD 1.0 X 0.25mm JACKSCREW AND MOUNTING THREADS ARE SHOWN FOR REFERENCE ONLY AND MUST BE SPECIFIED IN THE NANONICS PART NUMBER WHEN REQUIRED. 1.2 X 0.25mm THREADS ALSO AVAILABLE.
- 3. MOUNTING HARDWARE IS AVAILABLE WITH THIS CONFIGURATION (NOT SHOWN). HARDWARE MUST BE SPECIFIED IN THE NANONICS PART NUMBER. CONSULT TYCO ELECTRONICS FOR DETAILS.
- 4. THIS CONFIGURATION TO HAVE SOLDER CUPS WHICH ARE TO BE TERMINATED BY THE CUSTOMER WITH 30 AWG STRANDED OR SMALLER WIRE. SOLDER CUPS ARE GOLD PLATED PER MIL-G-45204.
- 5. NANONICS TERMINATION CODE: 11500
- 6. THIS DRAWING PREVIOUSLY IDENTIFIED AS NANONICS 303-0018-XX

THIS DRAWING IS A CONTROLLED DOCUMENT.		DWN D. RYAN 02-12-99	TE Connectivity	
DIMENSIONS: INCHES		CHK M. STORRY 02-16-99		
TOLERANCES UNLESS OTHERWISE SPECIFIED:		APVD S. KAIN 07-10-00	NAME RECEPTACLE ASSEMBLY, SINGLE ROW DUALLOBE, SOLDER CUP TERMINATION, PLASTIC OR METAL	
		PRODUCT SPEC -	SIZE A2	
MATERIAL SEE NOTES		APPLICATION SPEC -	CAGE CODE 00779	DRAWING NO C=1589052
FINISH SEE NOTES		WEIGHT 0.000000	RESTRICTED TO -	SCALE 8:1
		CUSTOMER DRAWING	SHEET 1 OF 1	REV G