

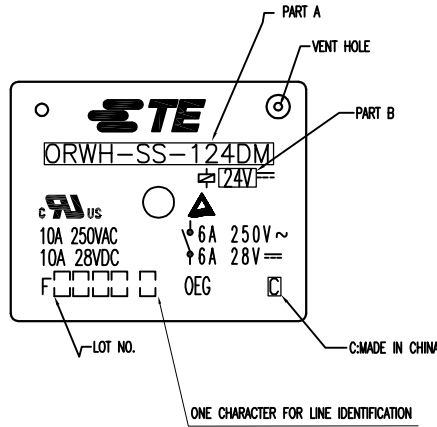
THIS DRAWING IS UNPUBLISHED.

RELEASED FOR PUBLICATION

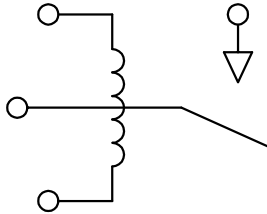
ALL RIGHTS RESERVED.

© COPYRIGHT - By -

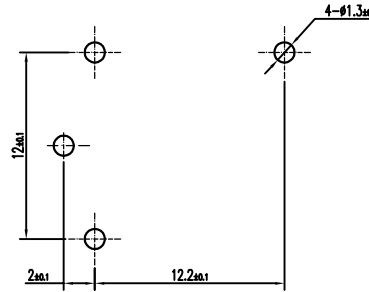
LOC	DIST	REVISIONS			
P	LTR	DESCRIPTION	DATE	DWN	APVD
HB	-	A	Release	03-03-2014	BL.L F.B



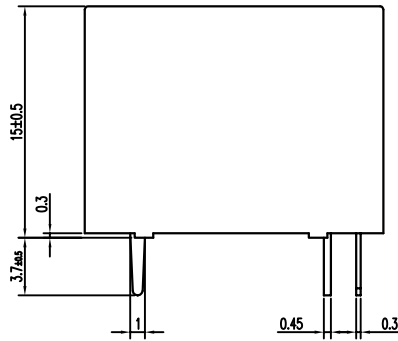
CIRCUIT DIAGRAM (BOTTOM VIEW)



DRILLING DIAGRAM (BOTTOM VIEW)



PART NO	PART B	PART A	ITEM
1461180-5	12V	ORWH-SS-112DM	A
1461180-7	24V	ORWH-SS-124DM	B
1-1461180-3	12V	ORWH-SH-112DM	C
1-1461180-5	24V	ORWH-SH-124DM	D



NOTE  
1. LOT NO. SYSTEM AS FOLLOWING:

WEEK  
YEAR

TERMINAL DIMENSION IS NOT INCLUDING SOLDER TIP

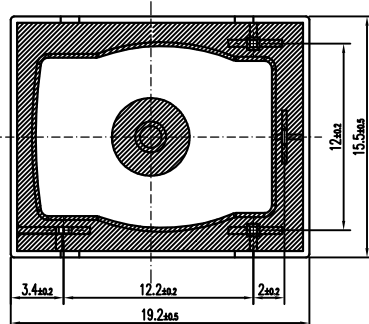


Diagram dimension	Tolerance
0.99mm max.	±0.1mm
1 - 2.99mm	±0.2mm
3mm min.	±0.3mm

THIS DRAWING IS A CONTROLLED DOCUMENT.

DIMENSIONS: mm



TOLERANCES UNLESS OTHERWISE SPECIFIED:

- 0 PLC ± -
- 1 PLC ± -
- 2 PLC ± -
- 3 PLC ± -
- 4 PLC ± -
- ANGLES ± -

MATERIAL

FINISH

DWN	BANGLI.LUO
CHK	FUBO
APVD	SUNNY.ZHANG
PRODUCT SPEC	-
APPLICATION SPEC	-
WEIGHT	-
CUSTOMER DRAWING	

INCOMBUSTIBILITY	TREATMENT	MATERIAL	DESCRIPTION	ITEM	
		UV RESIN	UV SEAL (FOR SH)	14	
		EPOXY RESIN	SEAL	13	
		MW79	MAGNETIC WIRE	12	
		HCP	COIL TERMINAL	11	
UL94 V-0		PBT	BOBBIN	10	
UL94 V-0		PBT	CASE	9	
		Ag ALLOY	STATIONARY CONTACT	8	
		Ag ALLOY	MOVABLE CONTACT	7	
		Cu ALLOY	MOVABLE SPRING	6	
		Cu ALLOY	NC TERMINAL	5	
		Cu ALLOY	NO TERMINAL	4	
		Cu PLATED	STEEL	CORE	3
		Cu PLATED	STEEL	ARMATURE FORM C	2
		Ni PLATED	STEEL	YOKE	1



NAME		ORWH-S*-1**DM,N000		CUSTOMER DRAWING	
SIZE	CAGE CODE	DRAWING NO	RESTRICTED TO		
A3	00779	C=1461180	-		
SCALE		SHEET	REV		
3:1		1 OF 1	A		