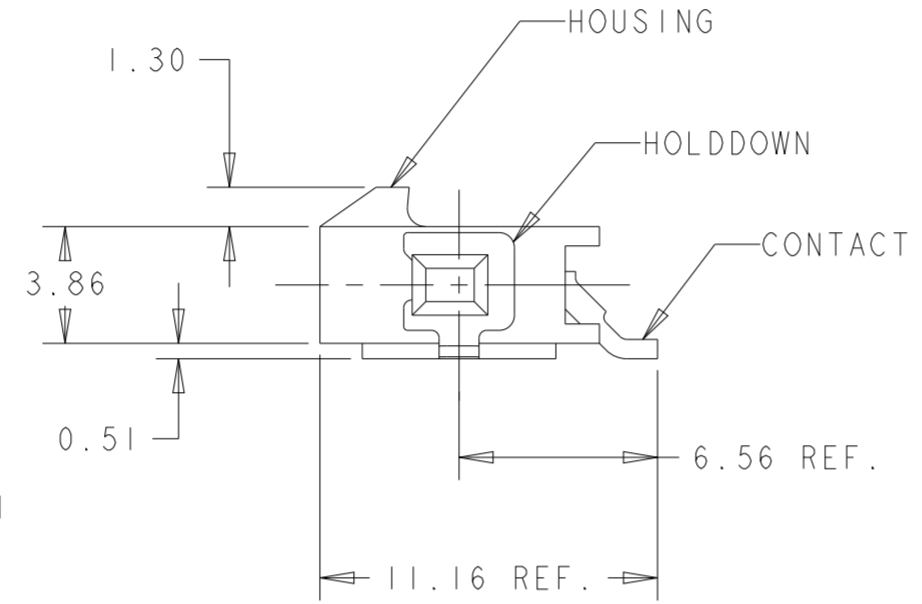
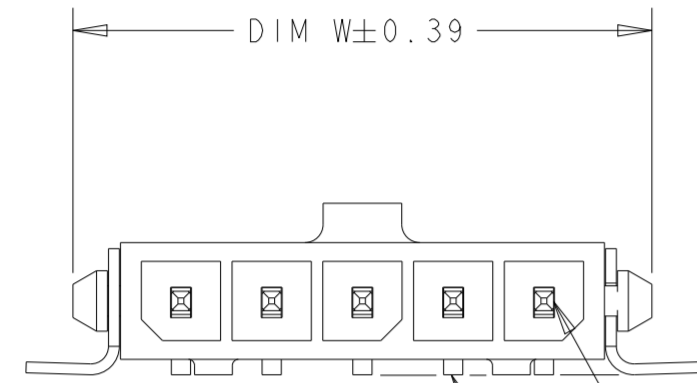
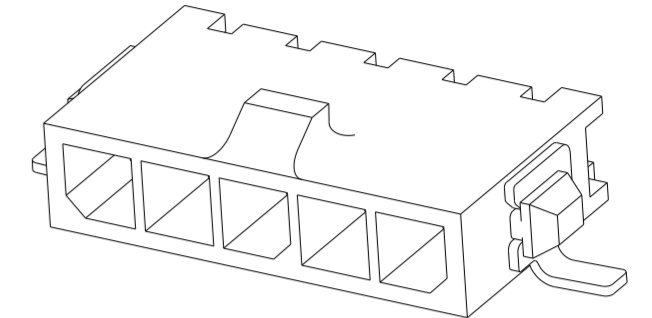
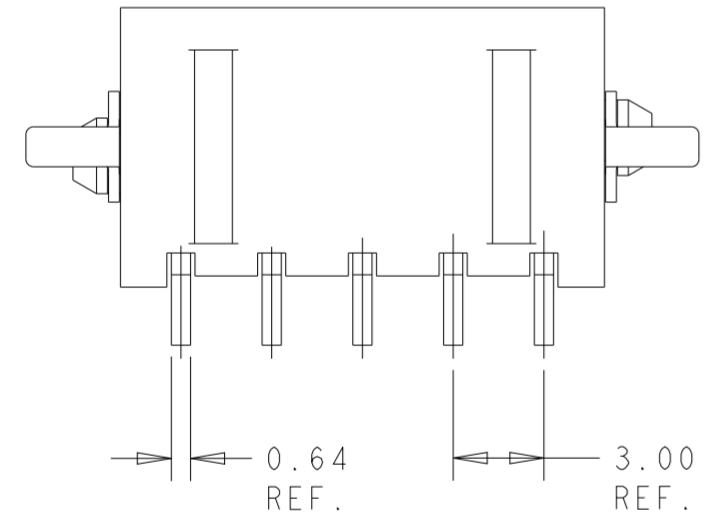


THIS DRAWING IS UNPUBLISHED. RELEASED FOR PUBLICATION 2009
 © COPYRIGHT 2009 BY - ALL RIGHTS RESERVED.

REVISIONS				
P	LTR	DESCRIPTION	DATE	APVD
C6		REVISED PER ECN-23-242776	15DEC2023	WLS VS
C7		REVISED PER ECN-24-256662	15MAR2024	WLS VS



CIRCUIT NUMBER 1
 0.15
 INCLUDES CONTACT TAILS,
 HOUSING STANDOFFS,
 AND BOARDLOCKS.



- 1 MATERIAL: HOUSING - UL 94V-0 RATED HIGH TEMP NYLON, COLOR BLACK.
 CONTACTS - BRASS.
 HOLDDOWNS - PHOSPHOR BRONZE.
- 2 RECOMMENDED PC BOARD THICKNESS OF 1.57.
- 3 PLATING: CONTACTS - 0.76µm MINIMUM GOLD ON MATING END,
 2.54µm MINIMUM MATTE TIN ON SOLDER TAILS,
 ALL OVER 1.27µm MINIMUM NICKEL.
 HOLDDOWNS - 2.54µm MINIMUM MATTE TIN OVER 1.27µm MINIMUM NICKEL.
- 4 COUNTERPART RECOMMENDED IS PN 1445022 OR 2008571 (DASH ACC. TO NUMBER OF POSITION).
- 5 FOR REELING DIRECTION AND PACKAGING TYPE, SEE SPECIFICATION 114-13000.
- 6 PACKAGE REVERSE TAPED.

OBSOLETE	9.00	16.27	16.00	4	6-1445100-4
OBSOLETE	33.00	40.27	40.00	12	3-1445100-2
OBSOLETE	30.00	37.27	37.00	11	3-1445100-1
	27.00	34.27	34.00	10	3-1445100-0
OBSOLETE	24.00	31.27	31.00	9	2-1445100-9
	21.00	28.27	28.00	8	2-1445100-8
OBSOLETE	18.00	25.27	25.00	7	2-1445100-7
	15.00	22.27	22.00	6	2-1445100-6
	12.00	19.27	19.00	5	2-1445100-5
	9.00	16.27	16.00	4	2-1445100-4
	6.00	13.27	13.00	3	2-1445100-3
	3.00	10.27	10.00	2	2-1445100-2
	DIM Z	DIM V	DIM W	NO. OF POSN	PART NUMBER

THIS DRAWING IS A CONTROLLED DOCUMENT.

DWN J.ROOT 09OCT2000
 CHK K.WHITAKER 17-APR-2001
 APVD C.JONES 17-APR-2001

STE TE Connectivity

NAME: RIGHT ANGLE SURFACE MNT HEADER ASSY,
 0.76 MIC GOLD CONTACTS, W/SURF MOUNT,
 HOLDDOWNS, SGL ROW, MICRO MATE-N-LOK™

PRODUCT SPEC: 108-1836
 APPLICATION SPEC: 114-13000

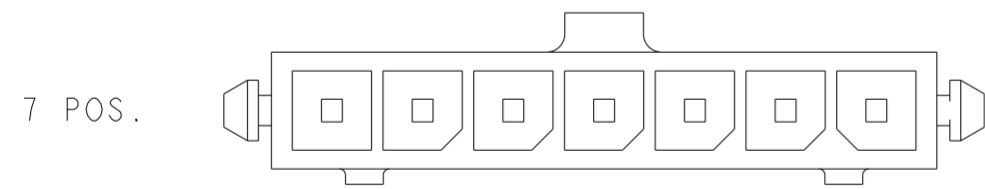
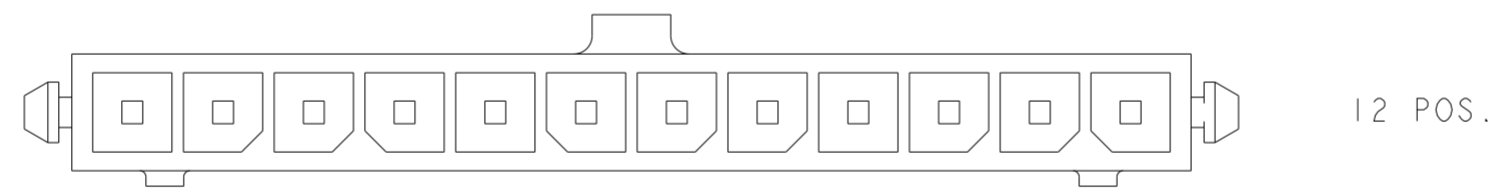
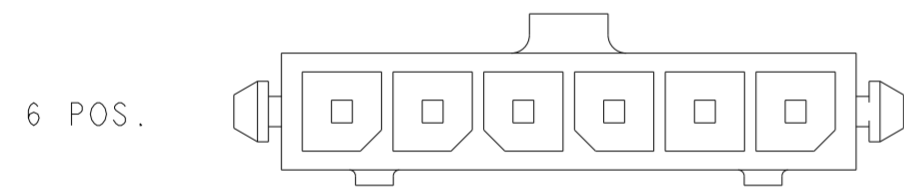
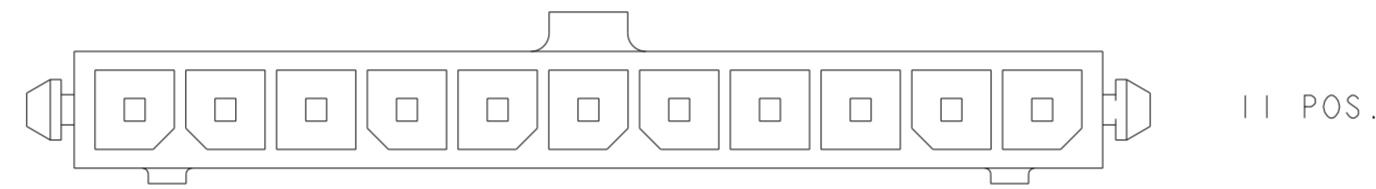
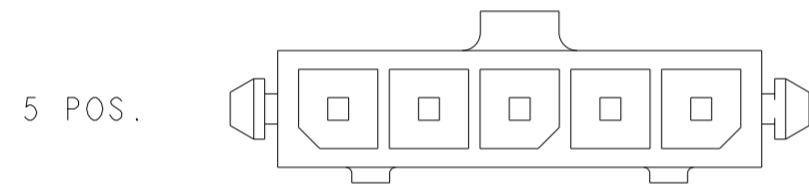
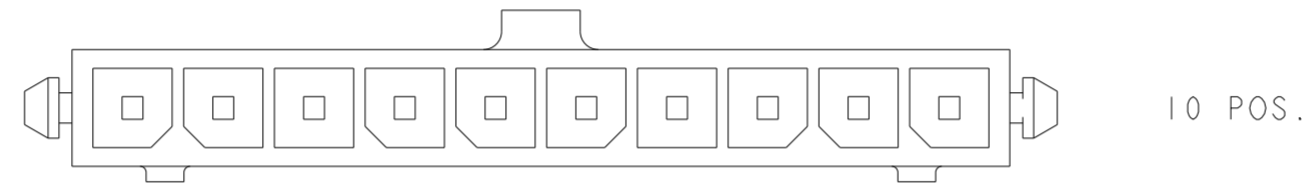
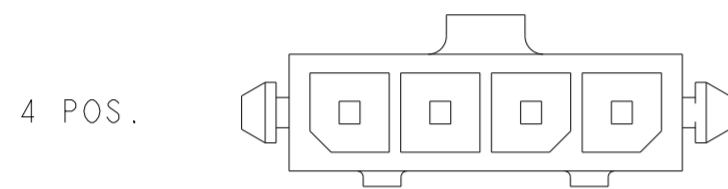
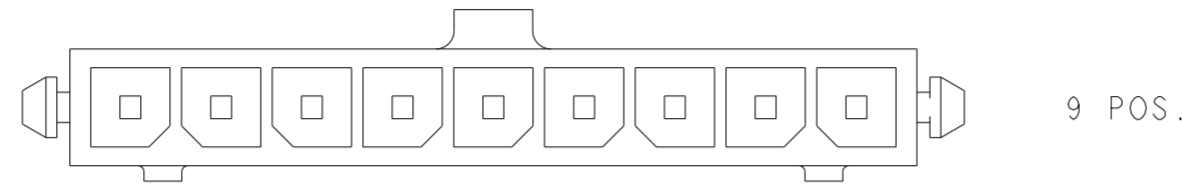
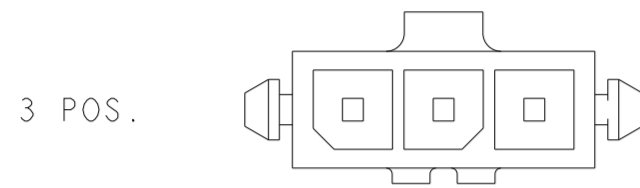
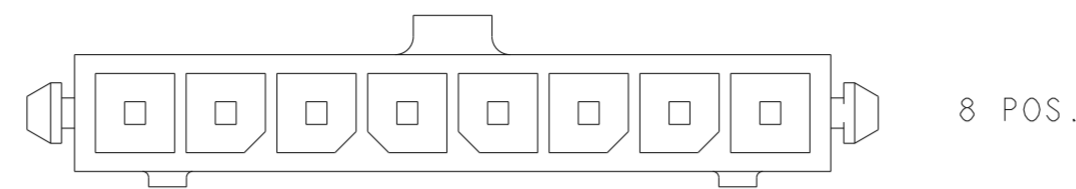
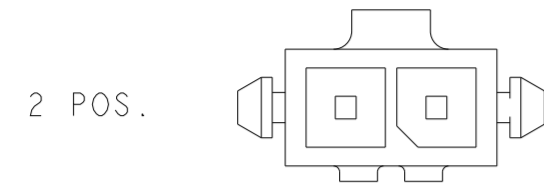
SIZE: A2 CAGE CODE: 00779 DRAWING NO: C-1445100 RESTRICTED TO: -

MATERIAL: 1 FINISH: 2

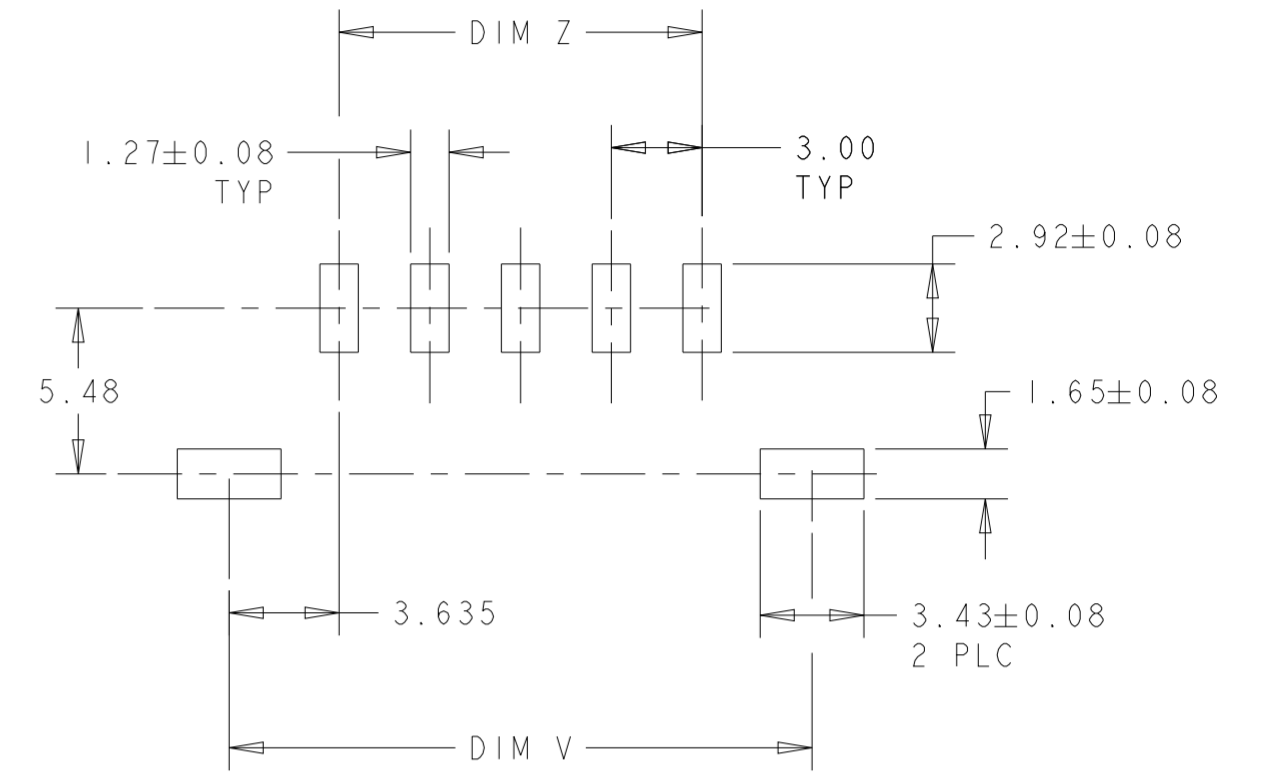
CUSTOMER DRAWING SCALE: 4:1 SHEET: 1 OF 2 REV: C7

THIS DRAWING IS UNPUBLISHED. RELEASED FOR PUBLICATION 2009
 © COPYRIGHT 2009 BY - ALL RIGHTS RESERVED.

REVISIONS					
P	LTR	DESCRIPTION	DATE	DWN	APVD
-	-	SEE SHEET 1	-	-	-



KEYING BY POSITION SIZE



PCB LAYOUT COMPONENT SIDE

THIS DRAWING IS A CONTROLLED DOCUMENT.		DWN J. ROOT 09OCT2000	TE Connectivity		
DIMENSIONS: mm		CHK K. WHITAKER 17-APR-2001			
TOLERANCES UNLESS OTHERWISE SPECIFIED:		APVD C. JONES 17-APR-2001	NAME RIGHT ANGLE SURFACE MNT HEADER ASSY, 0.76 MIC GOLD CONTACTS, W/SURF MOUNT HOLDDOWNS, SGL ROW, MICRO MATE-N-LOK		
0 PLC ± 1 PLC ± 2 PLC ±0.13 3 PLC ± 4 PLC ±		PRODUCT SPEC 108-1836	SIZE A2	CAGE CODE 00779	DRAWING NO C-1445100
MATERIAL - -		APPLICATION SPEC 114-13000	RESTRICTED TO -	SCALE 4:1	SHEET 2 OF 2
FINISH - -		WEIGHT -	CUSTOMER DRAWING	REV C7	