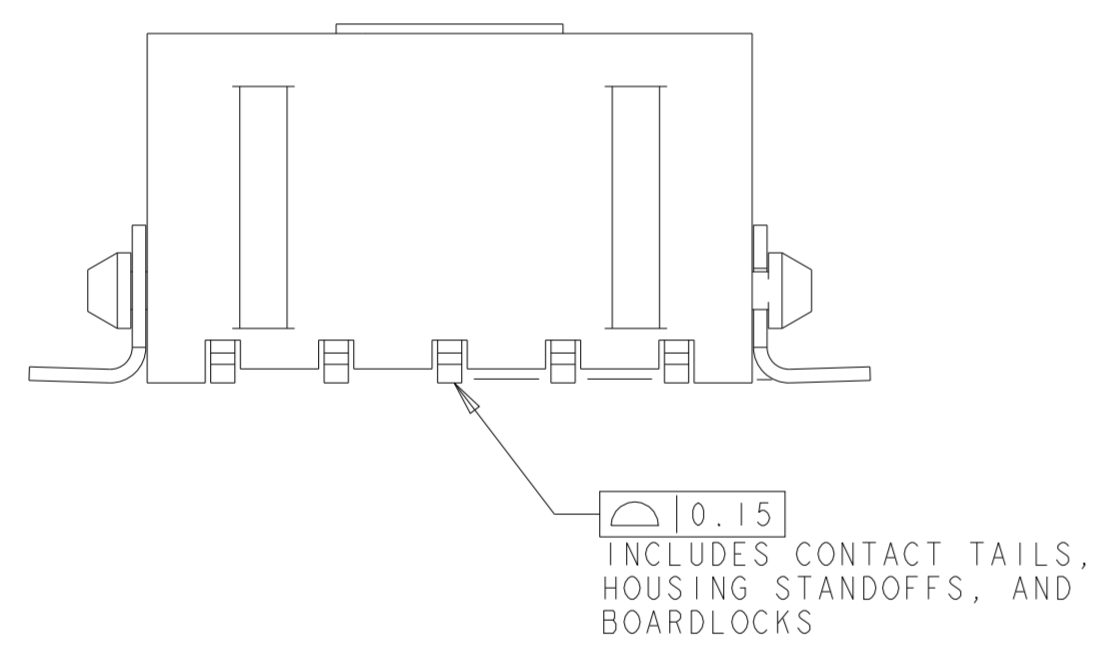
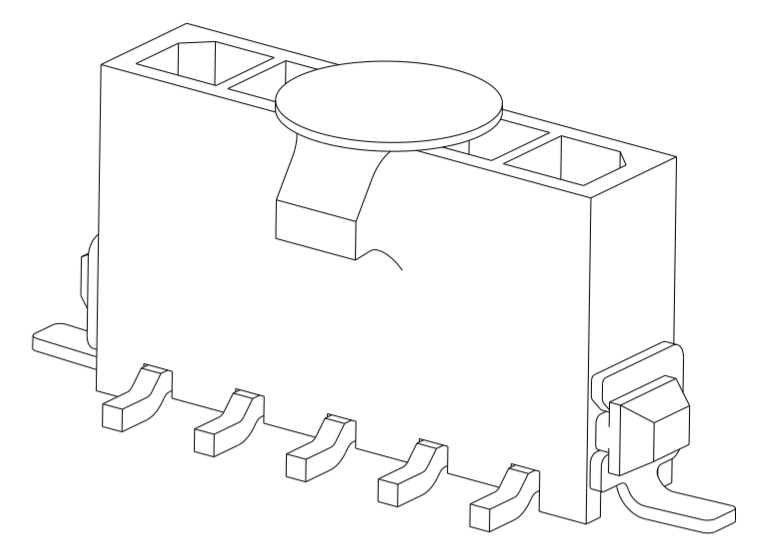
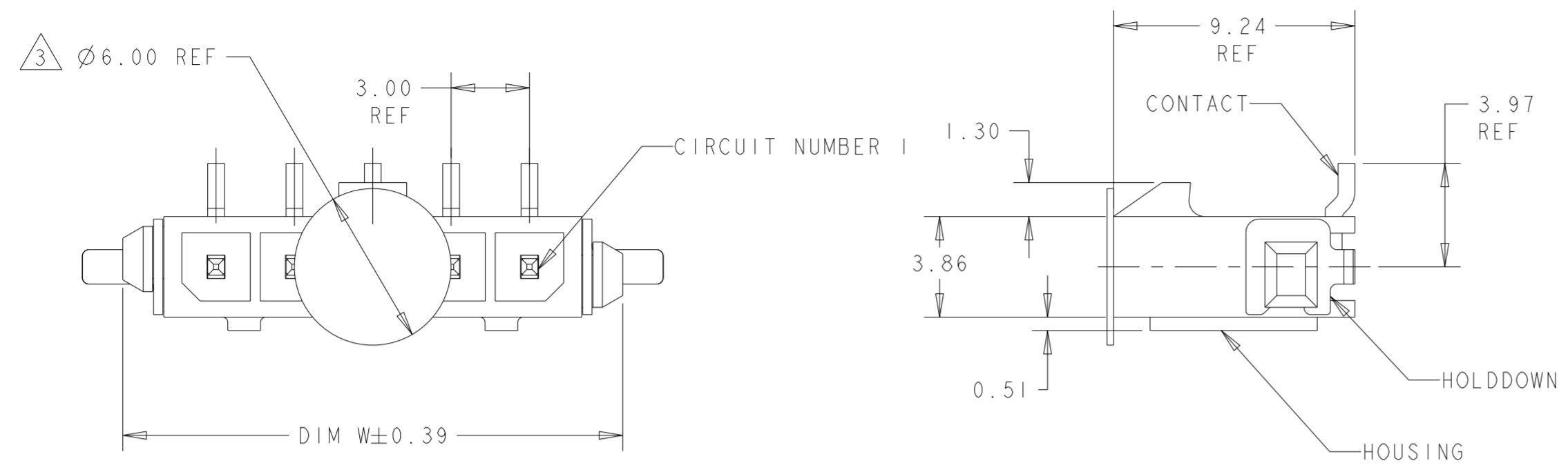


THIS DRAWING IS UNPUBLISHED. RELEASED FOR PUBLICATION 20
 © COPYRIGHT 20 BY - ALL RIGHTS RESERVED.

REVISIONS				
P	LTR	DESCRIPTION	DATE	APVD
D6		REVISED PER ECN-24-256662	15MAR2024	WLS VS



- 1 MATERIAL: CONTACTS - BRASS
HOUSING - UL 94V-0 RATED HIGH TEMP NYLON, COLOR BLACK.
HOLDDOWNS: - PHOSPHOR BRONZE.
- 2 RECOMMENDED PC BOARD THICKNESS OF 1.57.
- 3 KAPTON VACUUM PICK UP BUTTON.
- 4 PLATING: CONTACTS - 0.76µm MINIMUM GOLD ON MATING AREA,
2.54µm MINIMUM TIN ON SOLDER TAILS,
ALL OVER 1.27µm MINIMUM NICKEL.
HOLDDOWNS - 2.54µm MINIMUM TIN OVER 1.27µm MINIMUM NICKEL.
- 5 COUNTERPART RECOMMENDED IS PN 1445022 OR 2008571 (DASH ACC. TO NUMBER OF POSITION).
- 6 FOR REELING DIRECTION AND PACKAGING TYPE, SEE SPECIFICATION 114-13000.

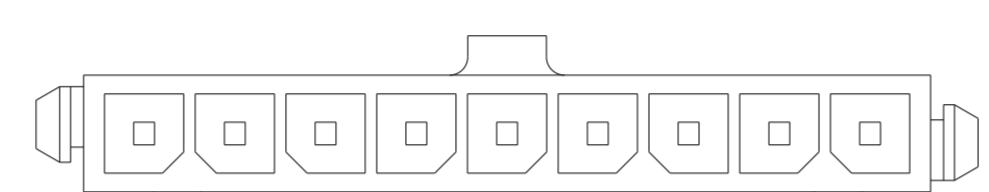
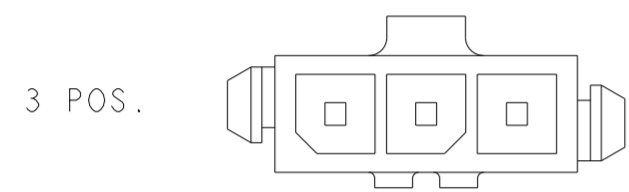
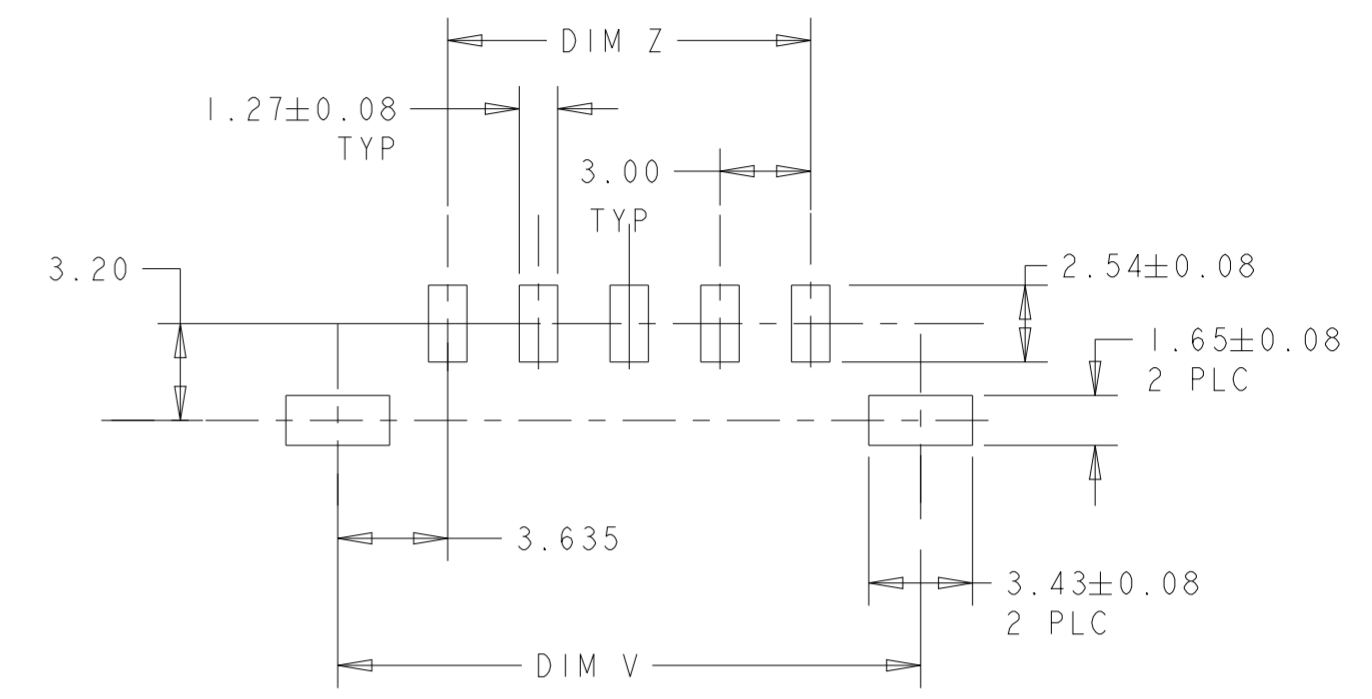
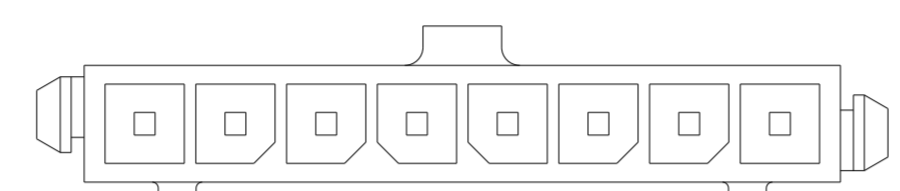
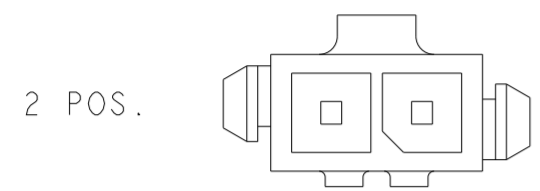
OBSOLETE	33.00	40.27	40.00	12	3-1445096-2
OBSOLETE	30.00	37.27	37.00	11	3-1445096-1
	27.00	34.27	34.00	10	3-1445096-0
OBSOLETE	24.00	31.27	31.00	9	2-1445096-9
	21.00	28.27	28.00	8	2-1445096-8
OBSOLETE	18.00	25.27	25.00	7	2-1445096-7
	15.00	22.27	22.00	6	2-1445096-6
	12.00	19.27	19.00	5	2-1445096-5
	9.00	16.27	16.00	4	2-1445096-4
	6.00	13.27	13.00	3	2-1445096-3
	3.00	10.27	10.00	2	2-1445096-2
	DIM Z	DIM V	DIM W	NO. OF POSN	PART NUMBER

THIS DRAWING IS A CONTROLLED DOCUMENT.

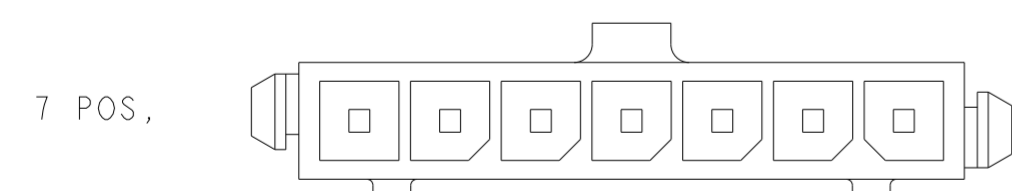
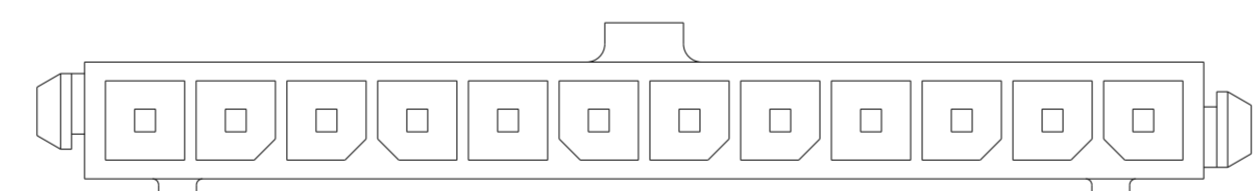
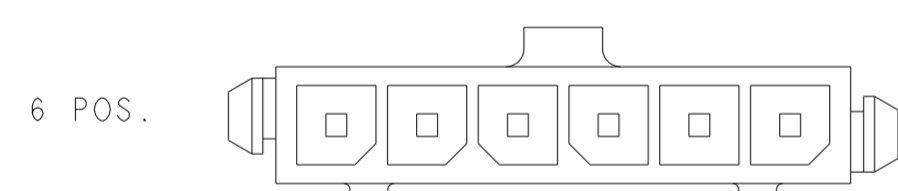
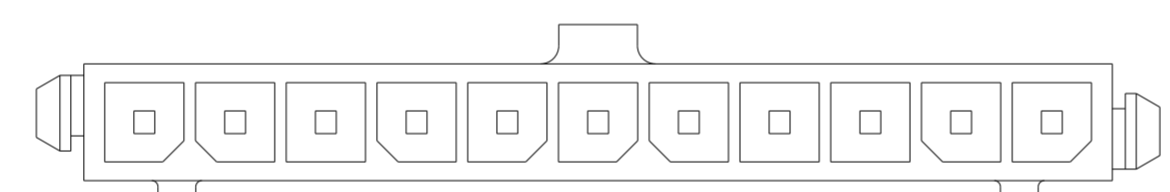
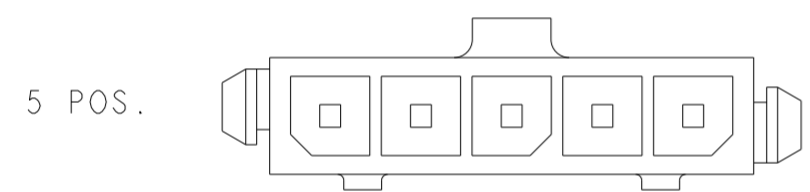
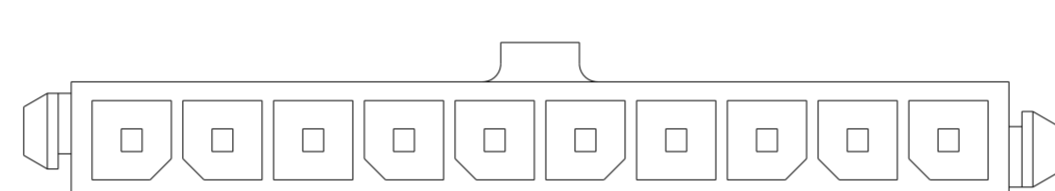
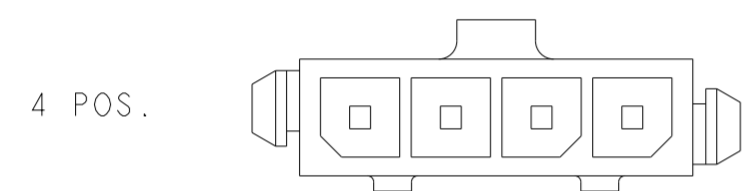
DIMENSIONS:	TOLERANCES UNLESS OTHERWISE SPECIFIED:	DWN	09OCT2000	 TE Connectivity
mm	0 PLC ±	CHK	20-FEB-2001	
	1 PLC ±	K. WHITAKER	20-FEB-2001	
	2 PLC ±0.20	APVD	20-FEB-2001	
	3 PLC ±	C. JONES		NAME
	4 PLC ±			VERTICAL SURFACE MOUNT HEADER ASSY, 30 MIC GOLD CONTACTS, SURF MOUNT™ HOLDDOWNS, SGL ROW, MICRO MATE-N-LOK™
	ANGLES ±°	PRODUCT SPEC	108-1836	SIZE
	FINISH	APPLICATION SPEC	114-13000	CAGE CODE
MATERIAL		WEIGHT	-	DRAWING NO
				A200779C-1445096
		CUSTOMER DRAWING	SCALE 5:1	SHEET 1 OF 2
				REV D6

THIS DRAWING IS UNPUBLISHED. RELEASED FOR PUBLICATION 20
 © COPYRIGHT 20 BY - ALL RIGHTS RESERVED.

REVISIONS				
P	LTR	DESCRIPTION	DATE	APVD
-	-	SEE SHEET 1	-	-



PCB LAYOUT COMPONENT SIDE $\triangle 2$



KEYING BY POSITION SIZE

THIS DRAWING IS A CONTROLLED DOCUMENT.		DWN J. ROOT 09OCT2000	TE Connectivity			
DIMENSIONS: mm		CHK K. WHITAKER 20-FEB-2001				
TOLERANCES UNLESS OTHERWISE SPECIFIED:		APVD C. JONES 20-FEB-2001	NAME VERTICAL SURFACE MOUNT HEADER ASSY, 30 MIC GOLD CONTACTS, SURF MOUNT HOLDDOWNS, SGL ROW, MICRO MATE-N-LOK			
		PRODUCT SPEC 108-1836	SIZE A2	CAGE CODE 00779	DRAWING NO C-1445096	RESTRICTED TO -
MATERIAL -		APPLICATION SPEC 114-13000	SCALE 5:1		SHEET 2 OF 2	REV D6
-		WEIGHT -	CUSTOMER DRAWING			