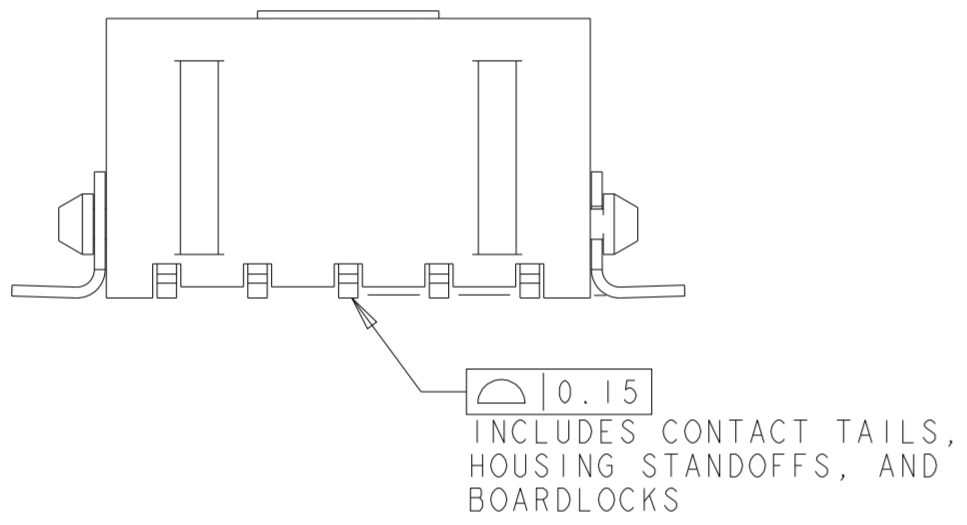
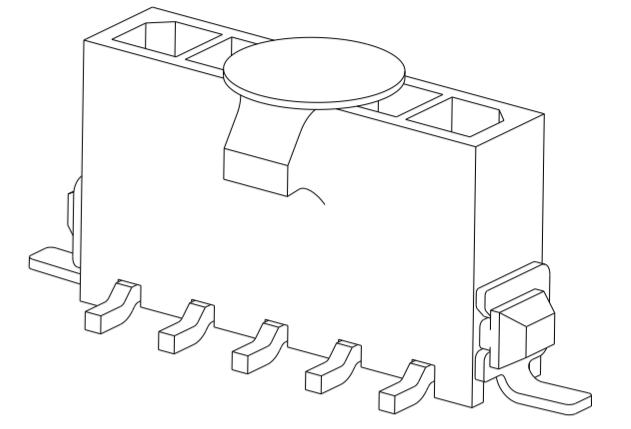
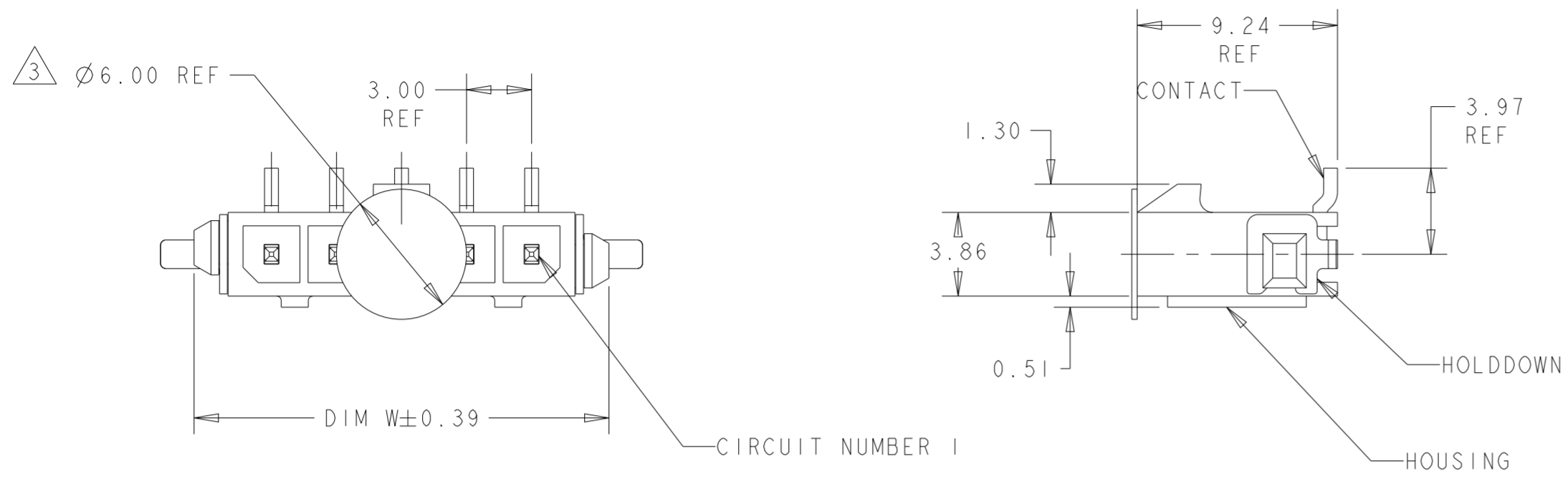


THIS DRAWING IS UNPUBLISHED. RELEASED FOR PUBLICATION 20
 © COPYRIGHT 20 BY - ALL RIGHTS RESERVED.

REVISIONS				
P	LTR	DESCRIPTION	DATE	APVD
C6		REVISED PER ECN-24-256662	15MAR2024	WLS VS



- 1 MATERIAL: HOUSING - UL 94V-0 RATED HIGH TEMP NYLON, COLOR BLACK.
CONTACTS - BRASS
HOLDDOWNS: - PHOSPHOR BRONZE.
- 2 RECOMMENDED PC BOARD THICKNESS OF 1.57.
- 3 KAPTON VACUUM PICK UP BUTTON.
- 4 PLATING: CONTACTS - 2.54µm MINIMUM MATTE TIN OVER 1.27µm MINIMUM NICKEL.
HOLDDOWNS - 2.54µm MINIMUM MATTE TIN OVER 1.27µm MINIMUM NICKEL.
- 5 COUNTERPART RECOMMENDED IS PN 1445022 OR 2008571 (DASH ACC. TO NUMBER OF POSITION).
- 6 FOR REELING DIRECTION AND PACKAGING TYPE, SEE SPECIFICATION 114-13000.

OBSOLETE	-33.00	40.27	40.00	12	3-1445053-2
OBSOLETE	-30.00	37.27	37.00	11	3-1445053-1
OBSOLETE	-27.00	34.27	34.00	10	3-1445053-0
OBSOLETE	-24.00	31.27	31.00	9	2-1445053-9
	21.00	28.27	28.00	8	2-1445053-8
	18.00	25.27	25.00	7	2-1445053-7
	15.00	22.27	22.00	6	2-1445053-6
	12.00	19.27	19.00	5	2-1445053-5
	9.00	16.27	16.00	4	2-1445053-4
	6.00	13.27	13.00	3	2-1445053-3
	3.00	10.27	10.00	2	2-1445053-2
	DIM Z	DIM V	DIM W	NO. OF POSN	PART NUMBER

THIS DRAWING IS A CONTROLLED DOCUMENT.

DWN	J. ROOT	07OCT2000
CHK	K. WHITAKER	20-FEB-2001
APVD	C. JONES	20-FEB-2001
PRODUCT SPEC	108-1836	
APPLICATION SPEC	114-13000	
WEIGHT	-	

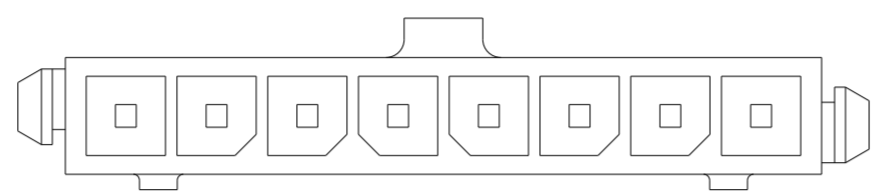
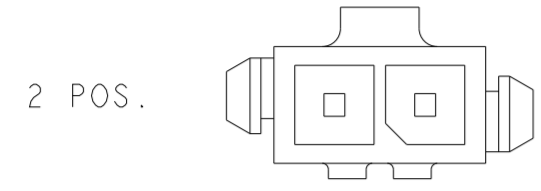
STE TE Connectivity

NAME: VERTICAL SURFACE MOUNT HEADER ASSY, TIN CONTACTS, SURF MOUNT HOLDDOWNS, SINGLE ROW, MICRO MATE-N-LOK™

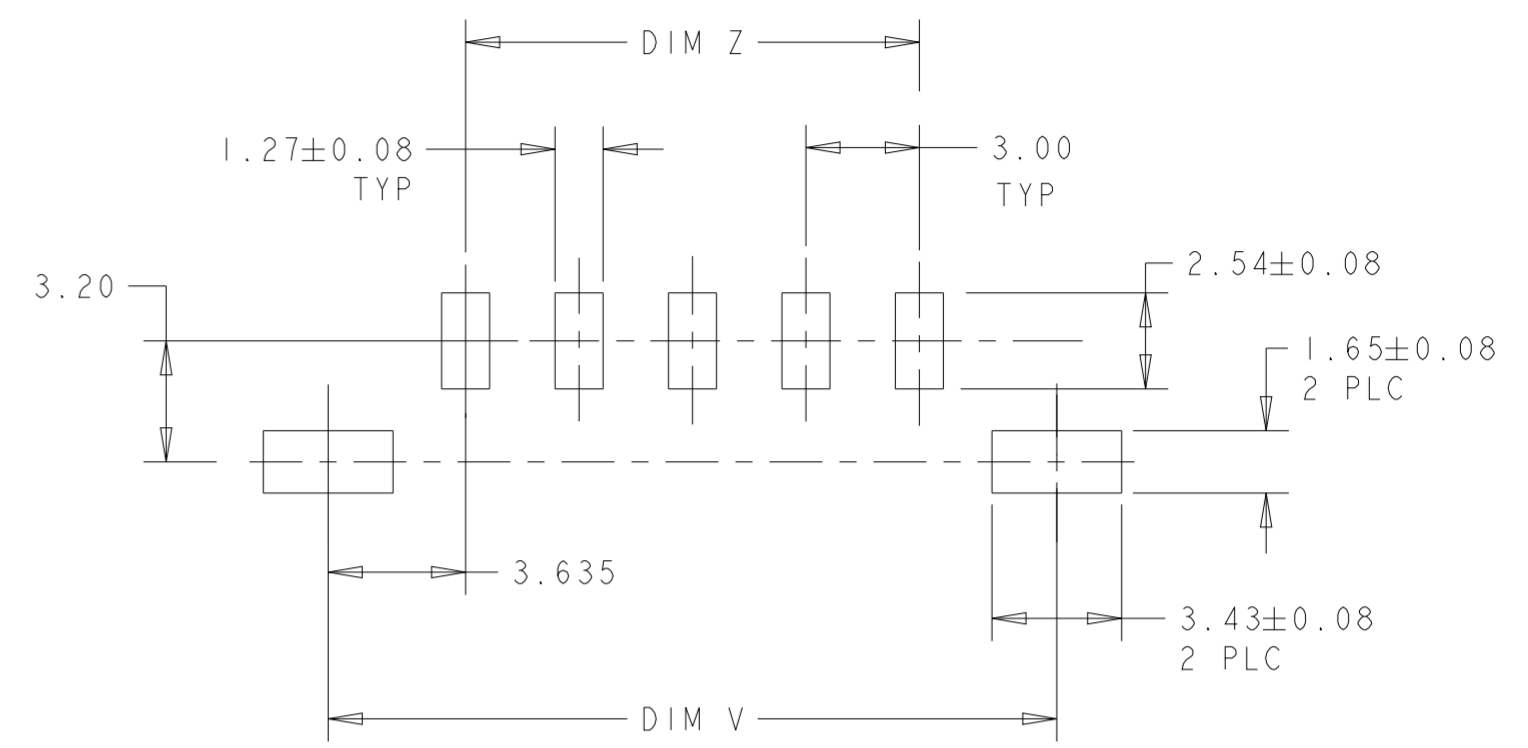
SIZE	A2	CAGE CODE	00779	DRAWING NO	C-1445053	RESTRICTED TO	-	
CUSTOMER DRAWING	SCALE	4:1	SHEET	1	OF	2	REV	C6

THIS DRAWING IS UNPUBLISHED. RELEASED FOR PUBLICATION 20
 © COPYRIGHT 20 BY - ALL RIGHTS RESERVED.

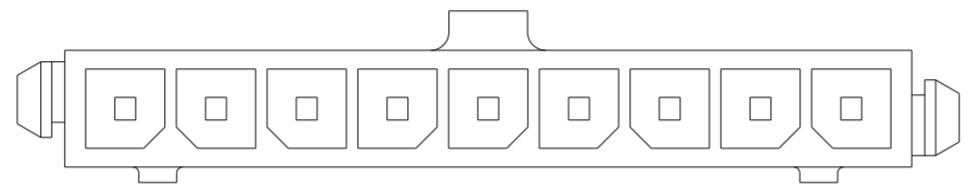
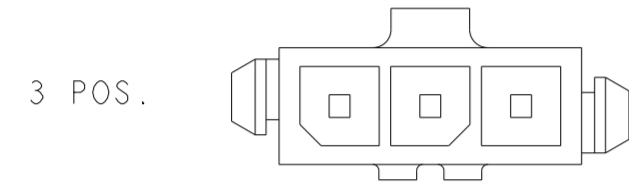
REVISIONS				
P	LTR	DESCRIPTION	DATE	APVD
-	-	SEE SHEET 1	-	-



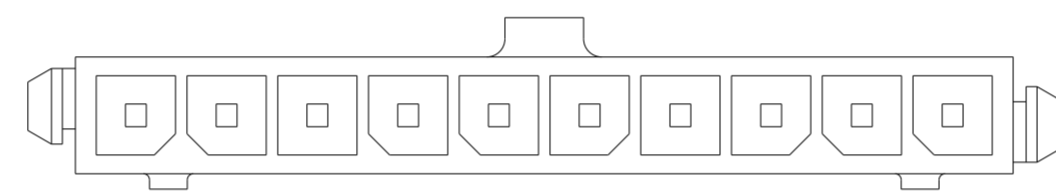
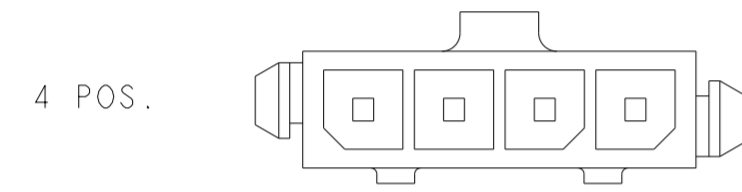
8 POS.



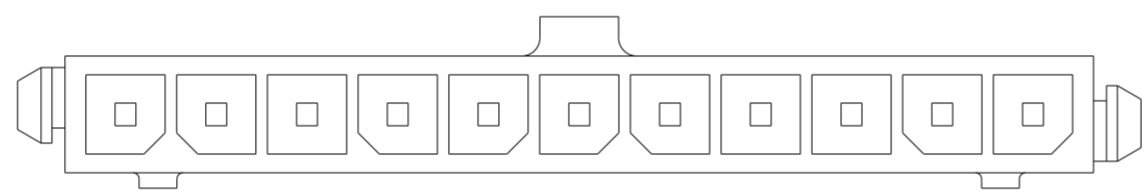
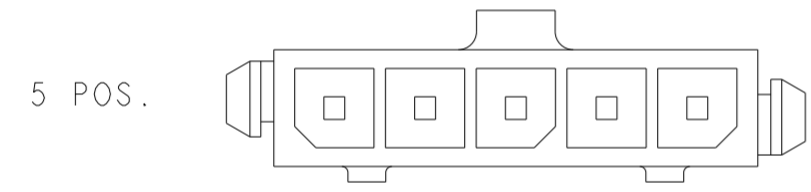
PCB LAYOUT COMPONENT SIDE \triangle



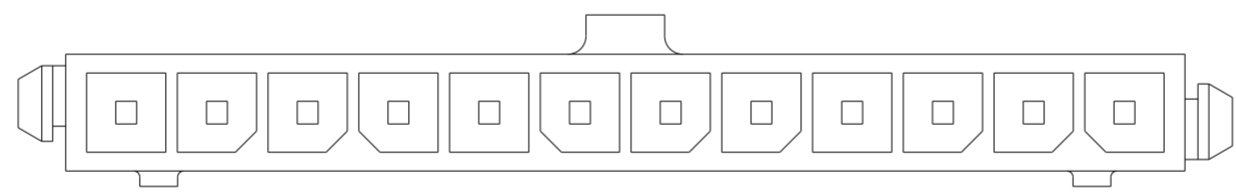
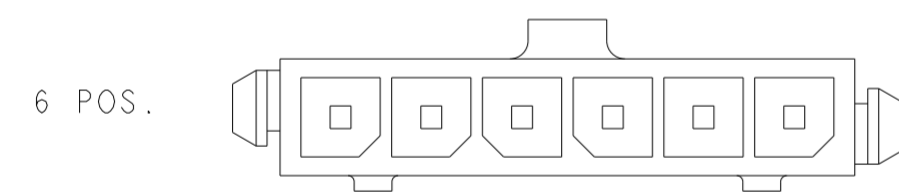
9 POS.



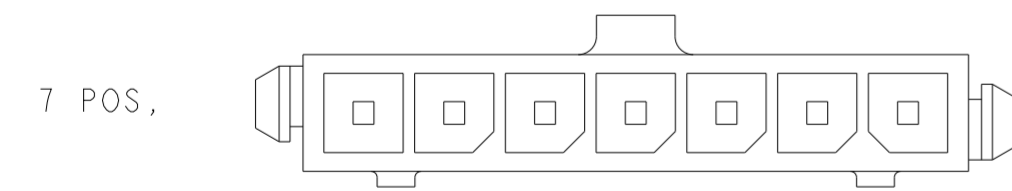
10 POS.



11 POS.



12 POS.



KEYING BY POSITION SIZE

THIS DRAWING IS A CONTROLLED DOCUMENT.		DWN J. ROOT 07OCT2000	TE Connectivity			
DIMENSIONS: mm		CHK K. WHITAKER 20-FEB-2001				
TOLERANCES UNLESS OTHERWISE SPECIFIED:		APVD C. JONES 20-FEB-2001	NAME VERTICAL SURFACE MOUNT HEADER ASSY, TIN CONTACTS, SURF MOUNT HOLDDOWNS, SINGLE ROW, MICRO MATE-N-LOK			
		PRODUCT SPEC 108-1836	SIZE A2	CAGE CODE 00779	DRAWING NO C-1445053	RESTRICTED TO -
MATERIAL -		APPLICATION SPEC 114-13000	SCALE 4:1		SHEET 2 OF 2	REV C6
FINISH -		WEIGHT -	CUSTOMER DRAWING			