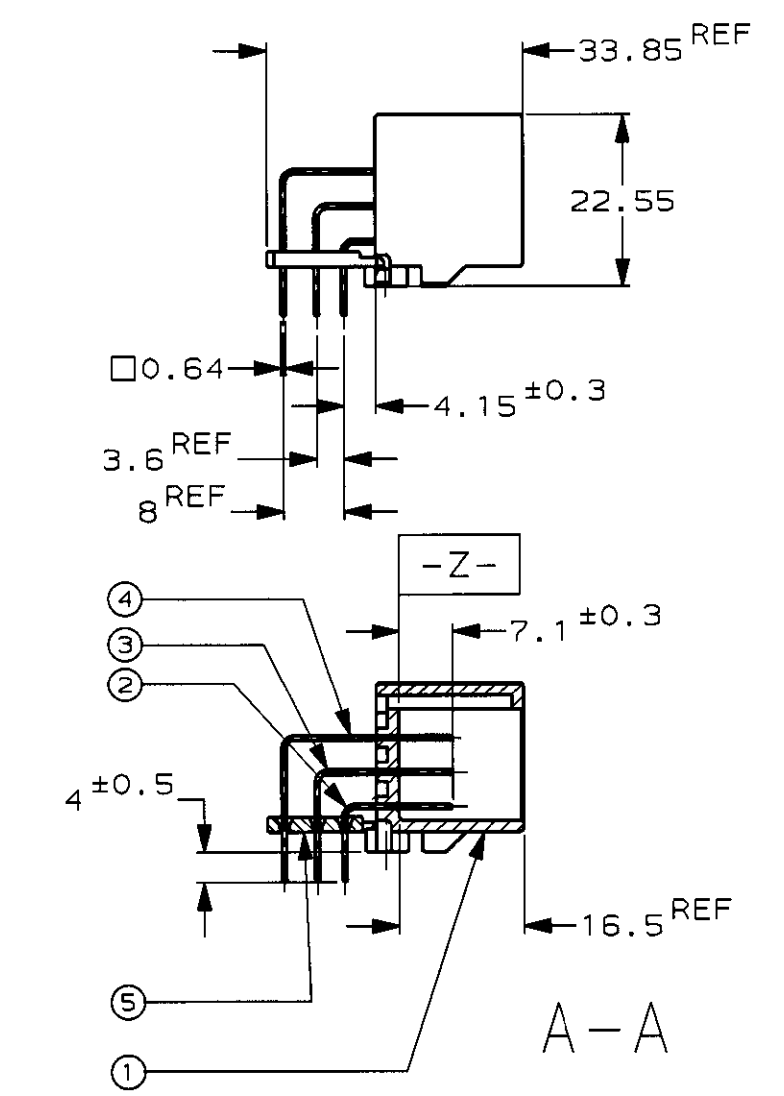
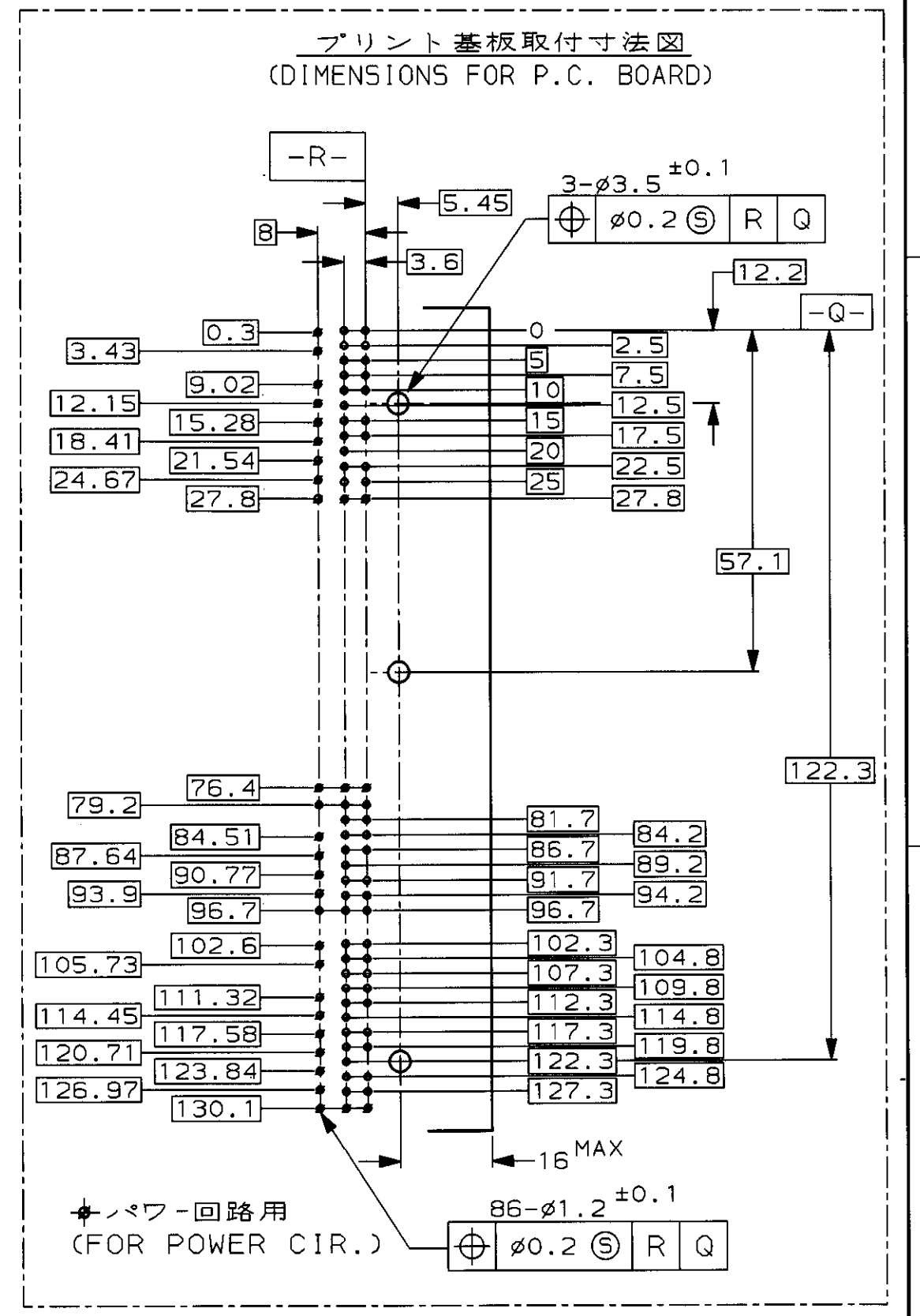
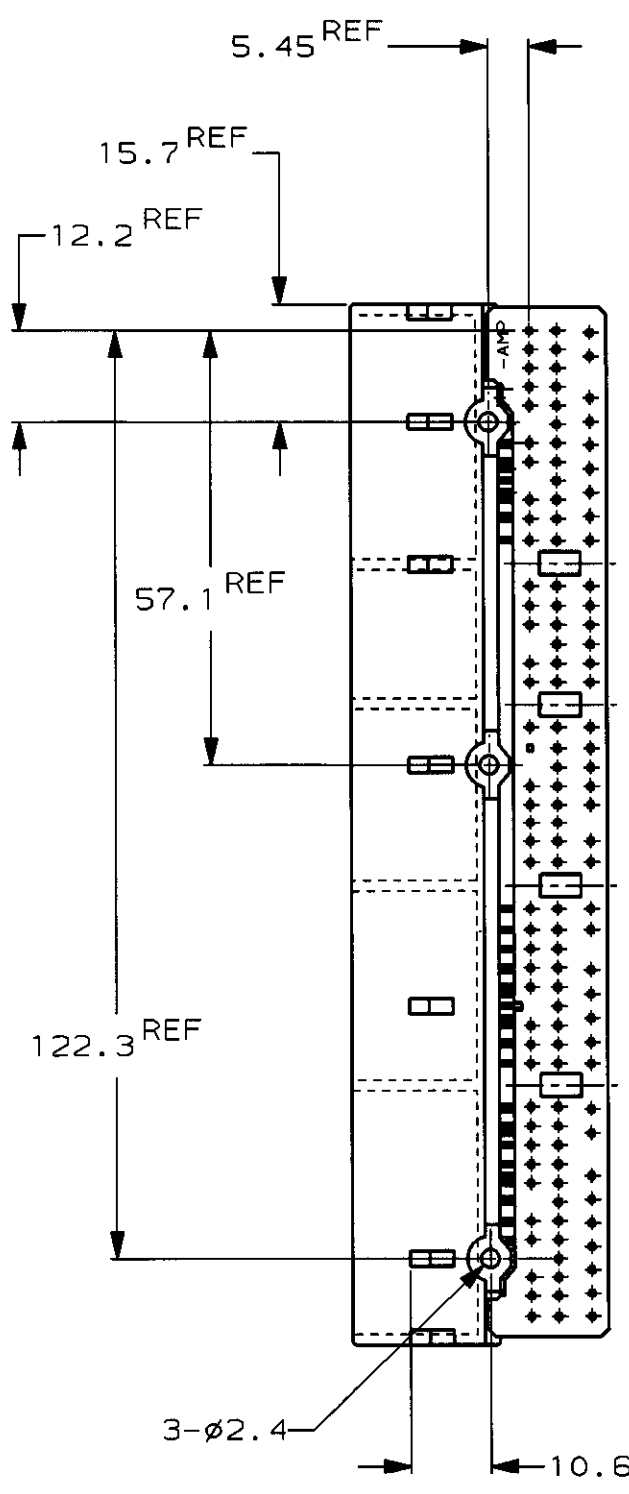
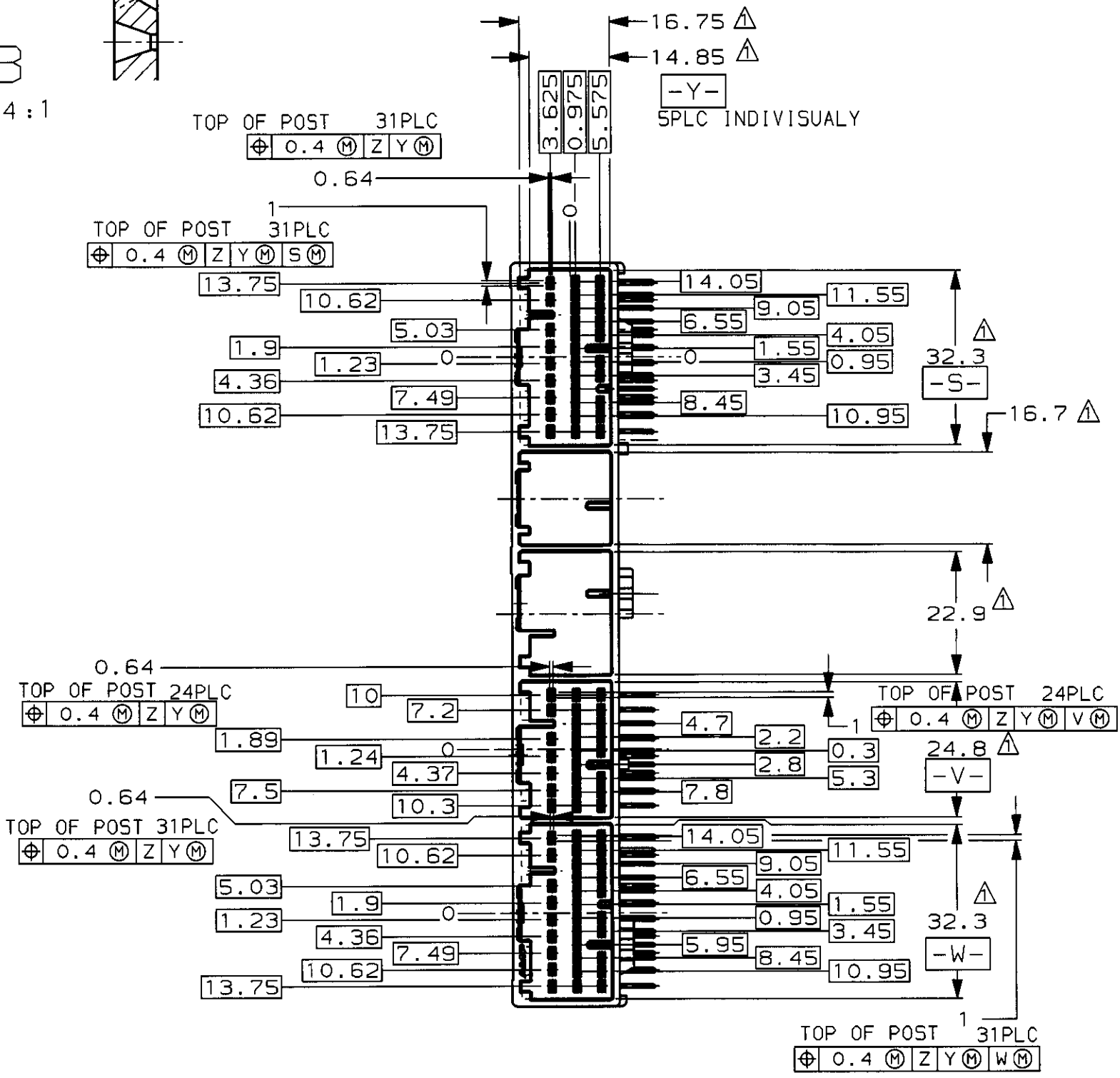
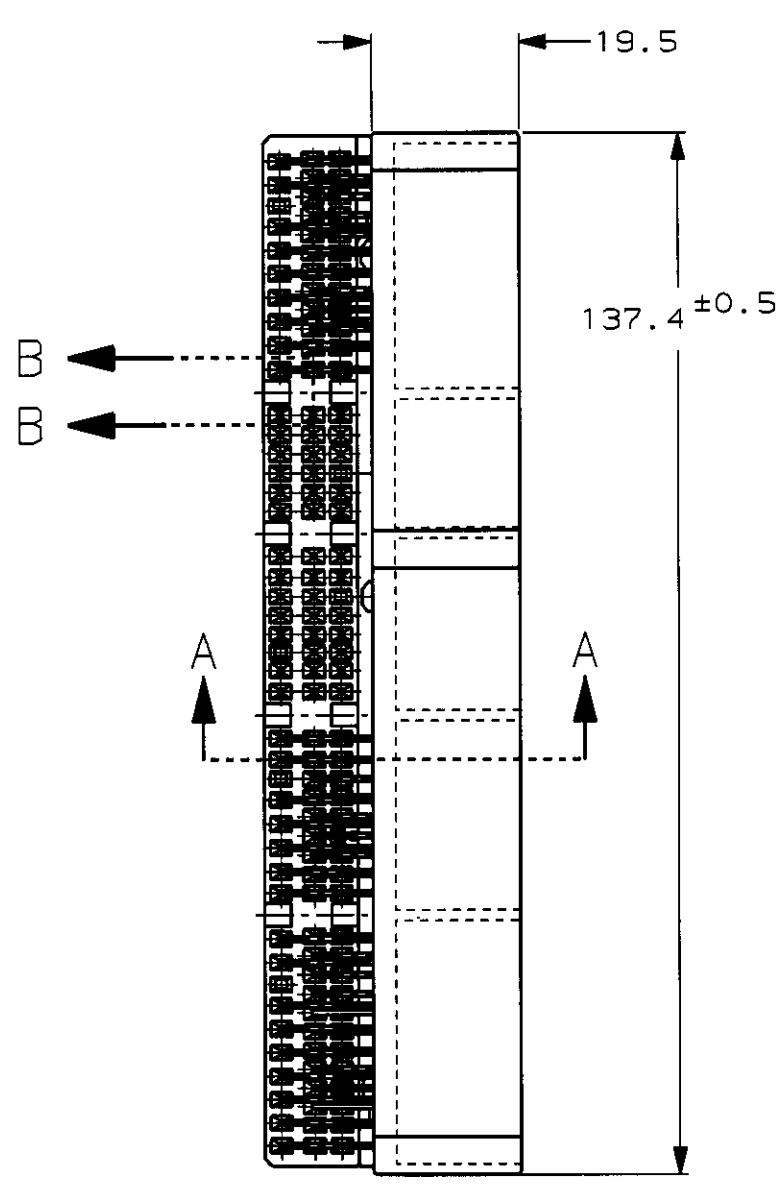


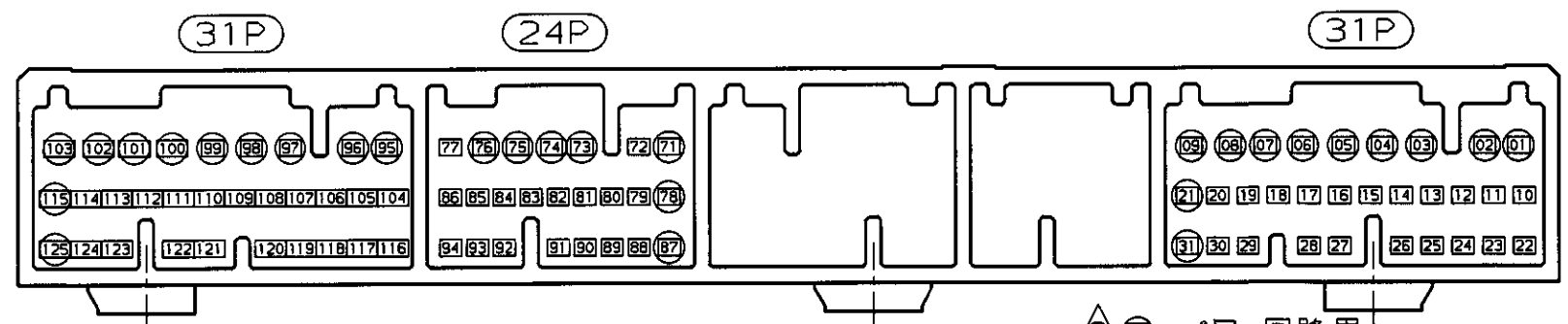
THIS DRAWING IS UNPUBLISHED. RELEASED FOR PUBLICATION, 1996.
 (C) COPYRIGHT 1996 BY AMP INCORPORATED. ALL RIGHTS RESERVED.

REVISIONS						
LOC	DIST	P	LTR	DESCRIPTION	ECN	DATE
J	-	0		DRAWN	FJ00-1684-99	30SEP99

B-B
SCALE 4:1



- | | |
|---|--|
| ① Z面より7.5mmの位置で測定 | ① MEASURED AT THE SECTION 7.5mm FROM Z. |
| ② パワー-回路(29極); FIG 1 参照 | ② POWER CIRCUITS (29); SEE FIG 1 |
| ③ 回路番号; FIG 1 参照 | ③ CIRCUIT NUMBERS; SEE FIG 1 |
| 4. 嵌合相手ハウジング型番
24P; 353029, 31P; 1318682, 353826 | 4. PART NO OF PLUG HOUSINGS TO BE MATED
24P; 353029, 31P; 1318682, 353826 |
| 5. 推奨取付ねじ: JIS B1115、B1122
タッピングねじ、なべ2種、呼び径3、
長さ6以下 | 5. RECOMMENDED SCREW: PAN-HEADED, TYPE 2
TAPPING SCREW OF 3DIA X 6LEN(MAX)
(JIS B1115, B1122). |
| 6. ねじ締付トルク: 0.392N・m MAX | 6. FASTENING TORQUE FOR SCREW: 0.392N・m MAX. |
| 7. 取扱説明書 411-5931 | 7. INSTRUCTION SHEET 411-5931 |



FINISH/COLOR	MATERIAL	NAME	QTY	ITEM NO
NATURAL	PBT	TINE PLATE	1	⑤
PRE-TIN	COPPER ALLOY	TAB CONTACT(L)	25	④
PRE-TIN	COPPER ALLOY	TAB CONTACT(M)	33	③
PRE-TIN	COPPER ALLOY	TAB CONTACT(S)	28	②
NATURAL	PBT	CAP HOUSING	1	①

THIS DRAWING IS A CONTROLLED DOCUMENT FOR AMP INCORPORATED. IT IS SUBJECT TO CHANGE AND THE CONTROLLING ENGINEERING ORGANIZATION SHOULD BE CONTACTED FOR THE LATEST REVISION.

Y. FUJIWALA 29SEP99
 K. ODA 30SEP99
 K. ODA 30SEP99

AMP 日本エー・エム・ピー株式会社
 Kawasaki, Japan

040 III HIGH DENSITY CONNECTOR
 86POS CAP HOUSING ASSY

SIZE (CAGE CODE) DRAWING NO
 A2 00779 C-1318614

WEIGHT 36.5g

CUSTOMER DRAWING

SCALE 1-1 SHEET 1 OF 1 REV 0