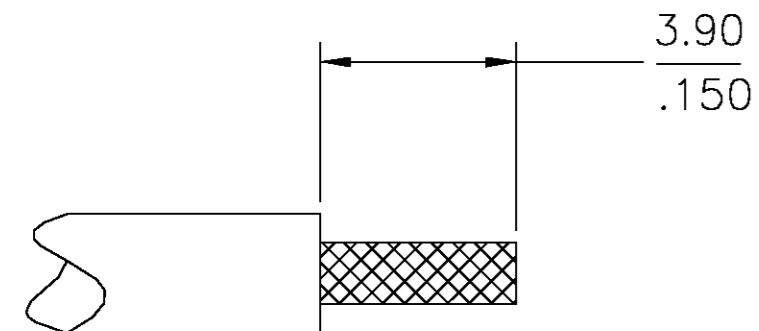
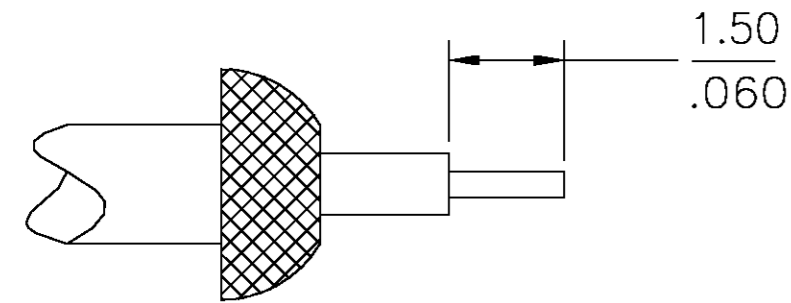


THIS DRAWING IS UNPUBLISHED. RELEASED FOR PUBLICATION
 © COPYRIGHT BY TYCO ELECTRONICS CORPORATION. ALL RIGHTS RESERVED.

Loc		DIST		REVISIONS			
P	LTR	DESCRIPTION	DATE	DWN	APVD		
A		RDW & REV PER 0514-0233-04	06-08-04	JDP	JL		

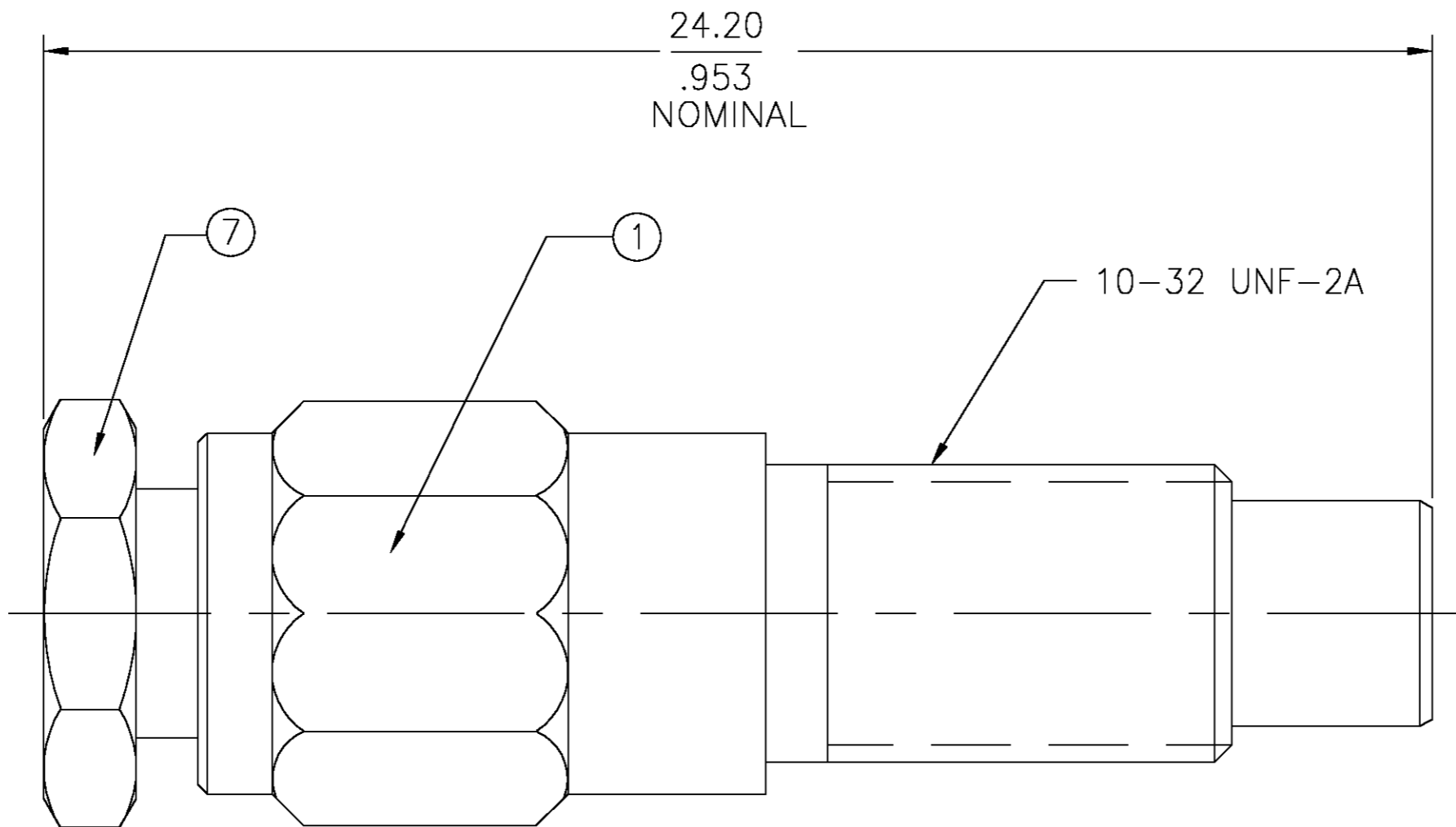


1st STEP

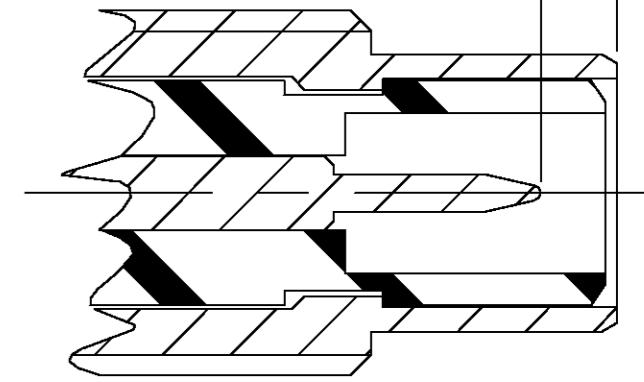


2nd STEP
STRIPPING DIMENSIONS

CABLE LENGTH
(N.T.S)



0.60mm (.024") MIN
1.10mm (.044") MAX
(CONTACT)



INTERFACE DIMENSIONS
(N.T.S.)

- ITEMS ② ③ ④ ⑤ AND ⑥ SHOWN ASSEMBLED INSIDE, PROVIDED UNASSEMBLED.
- SEE INSTRUCTION SHEET PER 408-08307

TM3306, RG174A/U RG188A/U, RG316/U	1401371-2	1401359-1	1401440-2	1401405-2	1401396-1	1401373-2	1404178-1	1311638-1
CABLE TYPE	⑦ CLAMP NUT QTY=1	⑥ GASKET QTY=1	⑤ WASHERS QTY=1	④ FERRULE QTY=1	③ DIELECTRIC QTY=1	② MALE CONTACT QTY=1	① SUB-ASSY QTY=1	PART NUMBER

THIS DRAWING IS A CONTROLLED DOCUMENT.

DWN	V.M.	05-17-82
CHK	V.M.	05-17-82
APVD	V.M.	05-17-82
PRODUCT SPEC		
APPLICATION SPEC		
WEIGHT		
CUSTOMER DRAWING		

tyco Electronics Tyco Electronics Corporation
Harrisburg, Pa 17105-3608

NAME: STRAIGHT JACK, SMC (C65E06G022X)

SIZE: A2 CAGE CODE: 00779 DRAWING NO: C=1311638 RESTRICTED TO: -

SCALE: 10:1 SHEET: 1 OF 1 REV: A