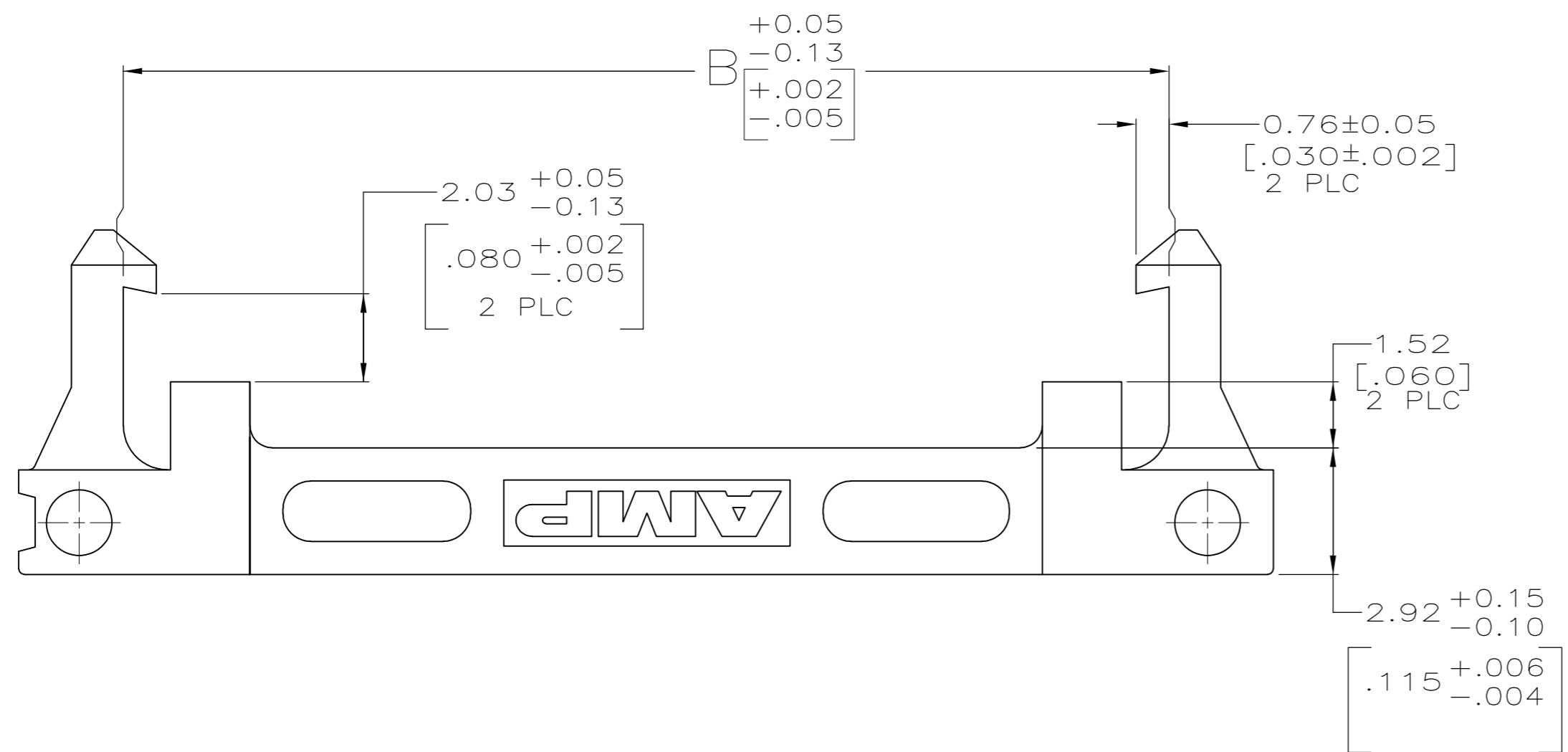
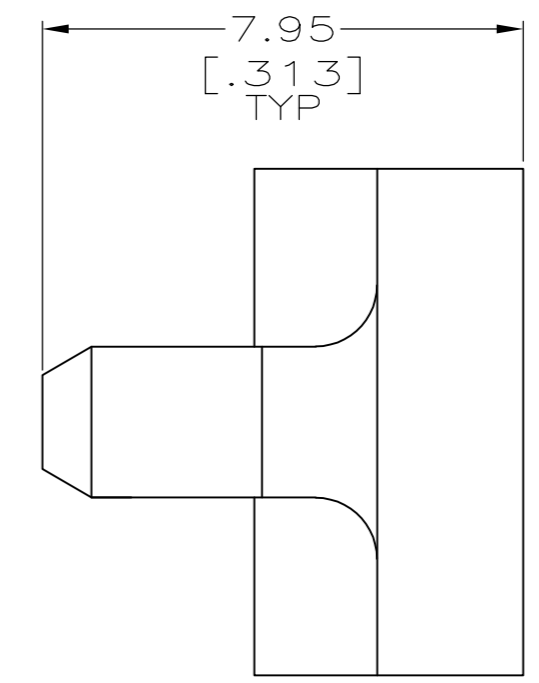
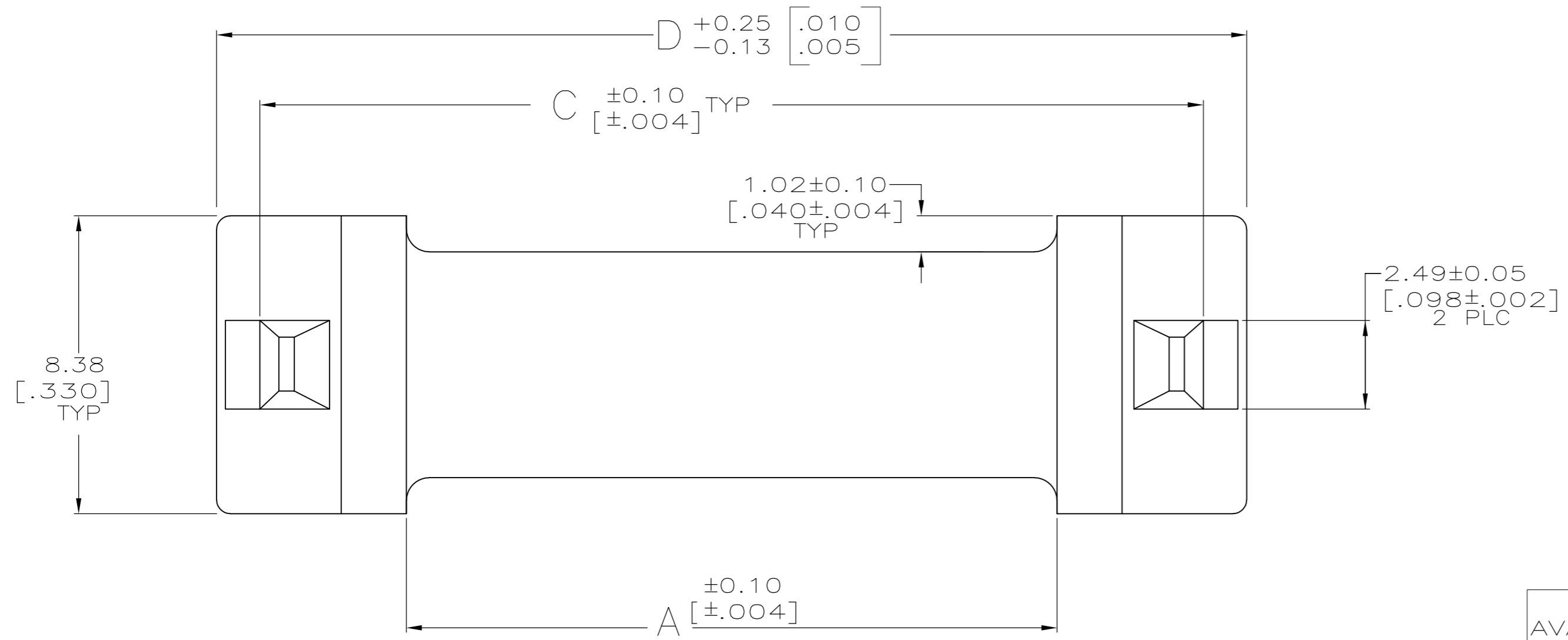


THIS DRAWING IS UNPUBLISHED. RELEASED FOR PUBLICATION
 © COPYRIGHT - By - ALL RIGHTS RESERVED.

REVISIONS					
P	LTR	DESCRIPTION	DATE	DWN	APVD
L3		REVISED PER ECR-15-018167	14JAN16	I.T	W.H



	92.46	90.17	88.04	81.79	64	1-111547-3
	[3.640]	[3.550]	[3.466]	[3.220]		
NON AVAILABLE	87.38	85.09	82.96	76.71	60	1-111547-2
	[3.440]	[3.350]	[3.266]	[3.020]		
	74.68	72.39	70.26	64.01	50	1-111547-1
	[2.940]	[2.850]	[2.766]	[2.520]		
	67.06	64.77	62.64	56.39	44	1-111547-0
	[2.640]	[2.550]	[2.466]	[2.220]		
	61.98	59.69	57.56	51.31	40	111547-9
	[2.440]	[2.350]	[2.266]	[2.020]		
	54.36	52.07	49.94	43.69	34	111547-8
	[2.140]	[2.050]	[1.966]	[1.720]		
	49.28	46.99	44.86	38.61	30	111547-7
	[1.940]	[1.850]	[1.766]	[1.520]		
	44.20	41.91	39.78	33.53	26	111547-6
	[1.740]	[1.650]	[1.566]	[1.320]		
	41.66	39.37	37.24	30.99	24	111547-5
	[1.640]	[1.550]	[1.466]	[1.220]		
	36.58	34.29	32.16	25.91	20	111547-4
	[1.440]	[1.350]	[1.266]	[1.020]		
	31.50	29.21	27.08	20.83	16	111547-3
	[1.240]	[1.150]	[1.066]	[.820]		
	28.96	26.67	24.54	18.29	14	111547-2
	[1.140]	[1.050]	[.966]	[.720]		
	23.88	21.59	19.46	13.21	10	111547-1
	[.940]	[.850]	[.766]	[.520]		
	D	C	B	A	NO OF POSN	PART NUMBER

THIS DRAWING IS A CONTROLLED DOCUMENT.		DWN H MOLL 10-23-90	PART NO			
DIMENSIONS: INCHES		CHK R.STONE 11-7-90	TE Connectivity			
TOLERANCES UNLESS OTHERWISE SPECIFIED:		APVD F.M.HEINEY 11-7-90	NAME			
0 PLC ± -		PRODUCT SPEC		STRAIN RELIEF, UNIVERSAL PIN CONNECTOR, AMP-LATCH		
1 PLC ± -		108-1336		RESTRICTED TO		
2 PLC ± 0.13[.005]		APPLICATION SPEC		-		
3 PLC ± -		114-7011		SIZE CAGE CODE DRAWING NO		
4 PLC ± -		WEIGHT 0		A2 00779 C=111547		
ANGLES ± -		CUSTOMER DRAWING		SCALE 8:1 SHEET 1 of 1 REV L3		
FINISH -						