© TE Connectivity. All Rights Reserved.
VERTRAULICHE UNVEROEFFENTLICHTE ZEICHNUNG
FREI FUER VEROEFFENTLICHUNG
ALLE RECHTE VORBEHALTEN

MATED WITH:
PASSEND ZU:
BG6

REVISIONS AENDERUNGEN					
P	LTR	DESCRIPTION BESCHREIBUNG	DATE	DWN	APVD
	C13	REVISED PER ECR-24-201443	23APR2024	RK	WR

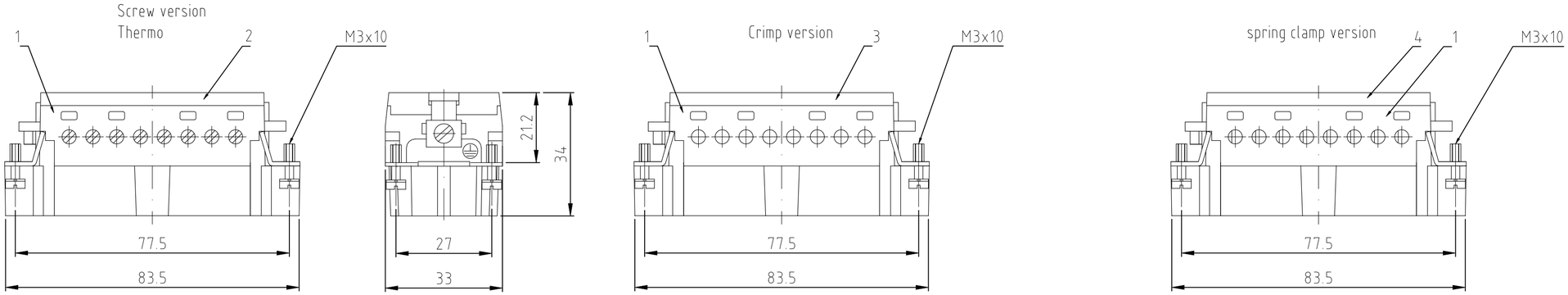

assembly directions

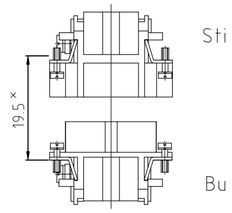

× distance for a safe contact max: max: 21 mm

Contact arrangement — view from termination side

Printing 1-16 Thermo

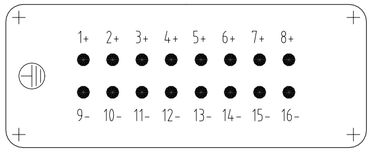

Printing 17-32 Screw

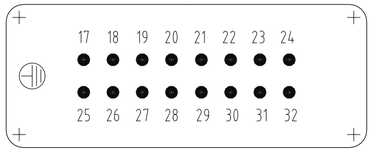

Printing 1-16 Screw

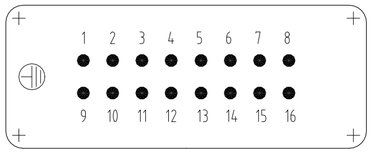

Printing 8+4+4 Screw/Thermo

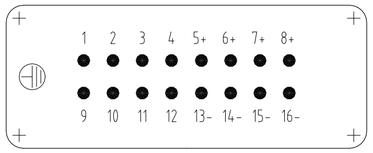

NOTES:

1. SUITABLE CRIMP CONTACTS: SERIES HE/HA
   OUTER DIMENSIONS OF INSULATION: MAX. ⌀3,2 MM
2. SUITABLE HOOD SIZE 6; 10: SERIES HB; HD;HIP;EMV
   SUITABLE INSERTION AND EXTRACTION TOOL:
   SCREWDRIVER 0,5x3 DIN 5264
3. Strip lenght: Screw conection 10mm
   Spring clamp conection 10mm Crimp conection 7.5mm
4. STANDARDS:
   DIN EN 61984; DIN EN 60664-1
5. PACKAGING:
   5 SETS IN A CARTON, PRE-MOUNTED
6. SPECIAL PACKAGING: Krauss-Maffei
   PACKAGING UNIT: 200 PIECES

Panel cut-out for contact insert — when used without housing

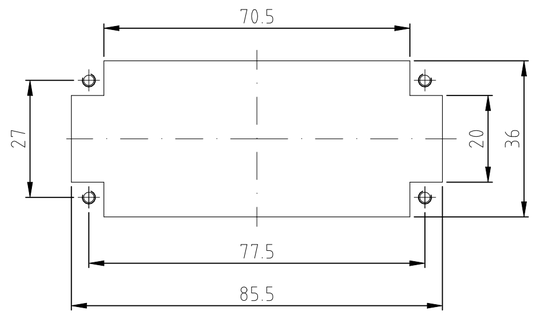

ORDERING TEXT	0-1	9-4	1-8	9-5	7-9	7-1	2-9	2-3	1-9	1-7	1-1	DESCRIPTION	MATERIAL	COLOR	ITEM NO. POS.	NOTES
HE.16.Sti.S.B.1-16.KM	OBSOLETE	OBSOLETE	OBSOLETE	OBSOLETE	OBSOLETE	SUPERSEDED BY T2040163101-000	OBSOLETE		OBSOLETE	OBSOLETE						
HE.16.Sti.S.B.17-32-AU					1	1						cover spring clamp version		light grey	4	
HE.16.Sti.S-T.B.8+4+4							1	1				cover crimp version		light grey	3	
HE.16.Sti.S.B.1-16-AU	1	1	1	1					1	1	1	cover screw version		light grey	2	
HE.16.Sti.SC.B.17-32	1	1	1	1	1	1	1	1	1	1	1	pin insert		light grey	1	
HE.16.Sti.SC.B.1-16																
HE.16.Sti.C.B.17-32																
HE.16.Sti.C																
HE.16.Sti.S.B.17-32																
HE.16.Sti.S-T.B.1-16																
HE.16.Sti.S.B.1-16																

THIS DRAWING IS A CONTROLLED DOCUMENT.
DIESE ZEICHNUNG IST EIN KONTROLLIERTES DOKUMENT.

DIMENSIONS: MASSE\NHEITEN: mm

TOLERANCES UNLESS OTHERWISE SPECIFIED: ALLGEMEINTOLERANZEN
0 PLC ±
1 PLC ± –
2 PLC ± –
3 PLC ± –
4 PLC ± –
ANGLES/WINKEL ± –
A: ISO 8015 B: ISO 14405 - PLC -4 C: DIN 16901 - PLC -2,5

MATERIAL –
FINISH/OBERFLAECHE/FARBE –

DWN Schneider	08.02.99	
CHK Schweiger	08.02.00	
APVD —	–	
PRODUCT SPEC PRODUKTSPEZ. —		
APPLICATION SPEC VERABEITUNGSSPEZ. —		
WEIGHT GEWICHT —		

TE Connectivity

NAME
Male insert
HE.16.STIs/C
–

SIZE	CAGE CODE	DRAWING NO ZEICHNUNGS-NR.	RESTRICTED TO NUR FUER
A2	00779	C-1103638	—

CUSTOMER DRAWING/KUNDENZEICHNUNG | SCALE MASSSTAB 1:1 | SHEET BLATT 1 von 1 | REV C13

1103638