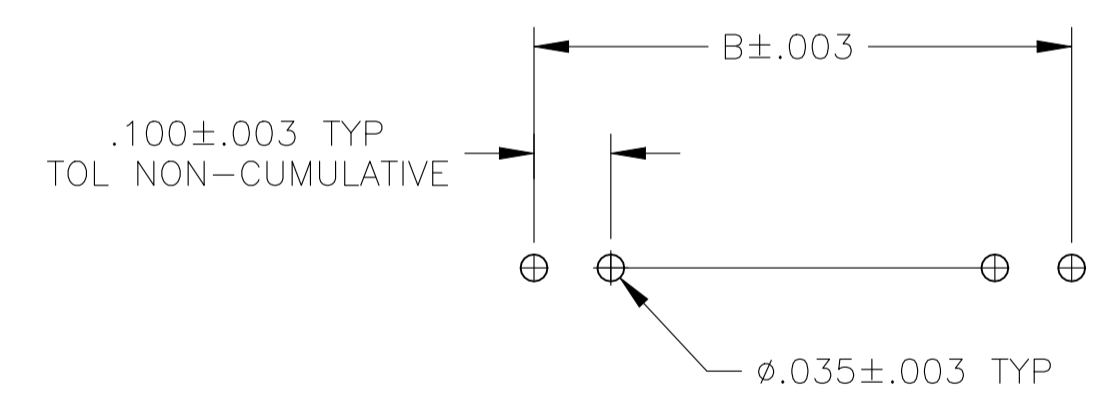
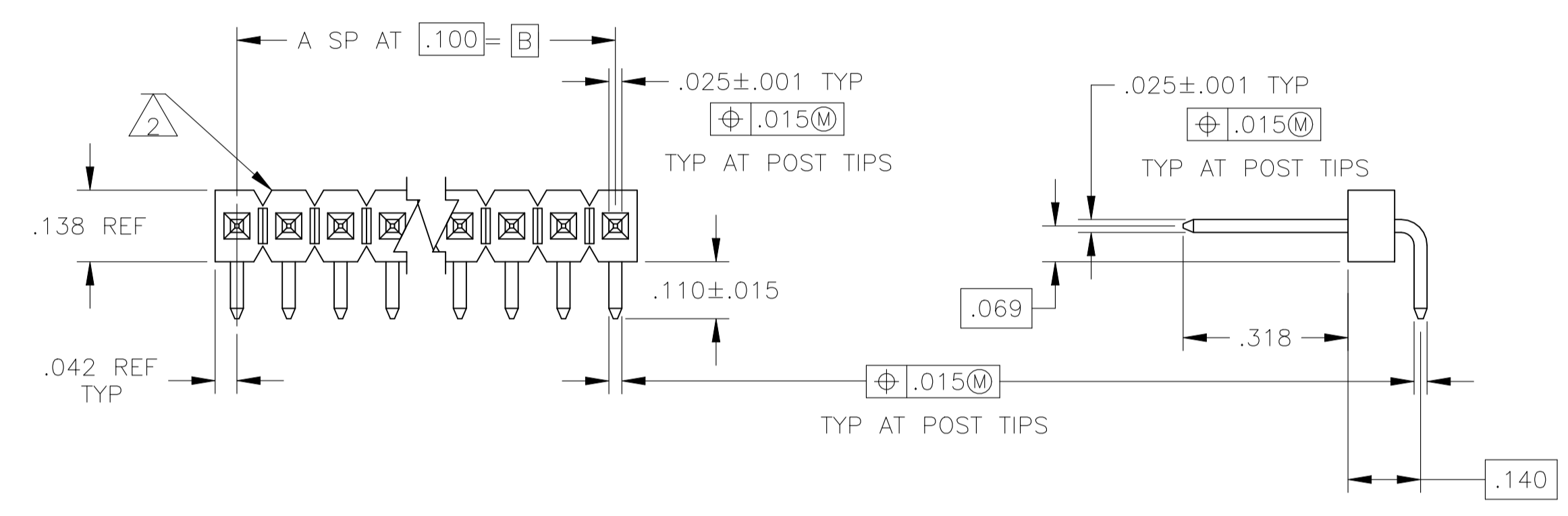
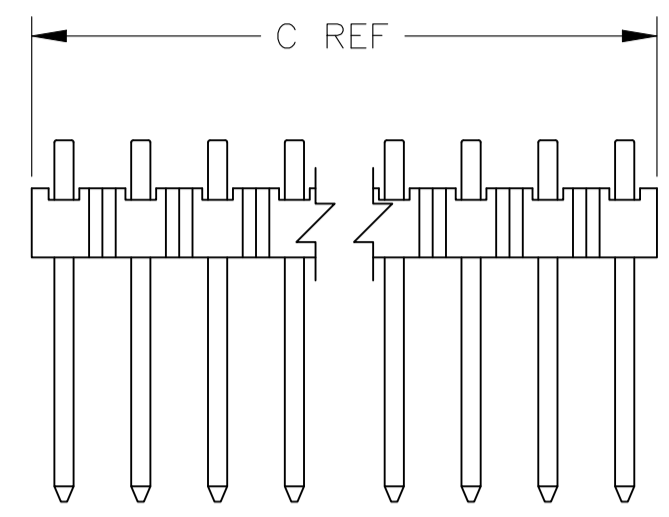


REVISIONS					
P	LTR	DESCRIPTION	DATE	DWN	APVD
L1	REVISED PER ECN-22-153398		12MAY2022	RK	MF



RECOMMENDED HOLE LAYOUT

- 1 ASSEMBLY MAY BE BROKEN TO THE DESIRED NUMBER OF POSITIONS.
- 2 BREAKAWAY NOTCH ANGLE CAN BE ORIENTED TO THE RIGHT (AS SHOWN) OR TO THE LEFT
- 3 .000100-.000200 MATTE TIN-LEAD OVER .000050 NICKEL.
- 4 .000100-.000200 BRIGHT TIN OVER .000050 NICKEL.
- 5 PRELIMINARY PART - NOT RELEASED FOR PRODUCTION.
- 6 HOUSING MATERIAL: FLAME RETARDANT THERMOPLASTIC; COLOR-BLACK. POSTS: COPPER ALLOY
- 7 .000100-.000200 MATTE TIN OVER .000050 NICKEL.
- 8 OBSOLETE PARTS: OBSOLETE CIS STREAMLINING PER D.RENAUD/D.SINISI

OBSOLETE	3.984	3.900	39	40	9-103323-0
OBSOLETE	3.884	3.800	38	39	8-103328-9
OBSOLETE	3.784	3.700	37	38	8-103328-8
OBSOLETE	3.684	3.600	36	37	8-103328-7
	3.584	3.500	35	36	8-103328-6
OBSOLETE	3.484	3.400	34	35	8-103328-5
OBSOLETE	3.384	3.300	33	34	8-103328-4
OBSOLETE	3.284	3.200	32	33	8-103328-3
OBSOLETE	3.184	3.100	31	32	8-103328-2
OBSOLETE	3.084	3.000	30	31	8-103328-1
OBSOLETE	2.984	2.900	29	30	8-103328-0
OBSOLETE	2.884	2.800	28	29	7-103323-9
OBSOLETE	2.784	2.700	27	28	7-103323-8
OBSOLETE	2.684	2.600	26	27	7-103323-7
OBSOLETE	2.584	2.500	25	26	7-103323-6
OBSOLETE	2.484	2.400	24	25	7-103323-5
OBSOLETE	2.384	2.300	23	24	7-103323-4
OBSOLETE	2.284	2.200	22	23	7-103323-3
OBSOLETE	2.184	2.100	21	22	7-103323-2
OBSOLETE	2.084	2.000	20	21	7-103323-1
	1.984	1.900	19	20	7-103323-0
OBSOLETE	1.884	1.800	18	19	6-103323-9
OBSOLETE	1.784	1.700	17	18	6-103323-8
OBSOLETE	1.684	1.600	16	17	6-103323-7
OBSOLETE	1.584	1.500	15	16	6-103323-6
OBSOLETE	1.484	1.400	14	15	6-103323-5
OBSOLETE	1.384	1.300	13	14	6-103323-4
OBSOLETE	1.284	1.200	12	13	6-103323-3
OBSOLETE	1.184	1.100	11	12	6-103323-2
OBSOLETE	1.084	1.000	10	11	6-103323-1
	.984	.900	9	10	6-103323-0
OBSOLETE	.884	.800	8	9	5-103323-9
OBSOLETE	.784	.700	7	8	5-103323-8
OBSOLETE	.684	.600	6	7	5-103323-7
OBSOLETE	.584	.500	5	6	5-103323-6
	.484	.400	4	5	5-103323-5
	.384	.300	3	4	5-103323-4
OBSOLETE	.284	.200	2	3	5-103323-3
OBSOLETE	.184	.100	1	2	5-103323-2
OBSOLETE	.084	—	—	1	5-103323-1

		.184	.100	1	2	4-103323-2
OBSOLETE		3.984	3.900	39	40	4-103323-1
OBSOLETE		3.984	3.900	39	40	4-103323-0
OBSOLETE		3.884	3.800	38	39	3-103323-9
OBSOLETE		3.784	3.700	37	38	3-103323-8
OBSOLETE		3.684	3.600	36	37	3-103323-7
SUPERSEDED		3.584	3.500	35	36	3-103323-6
OBSOLETE		3.484	3.400	34	35	3-103323-5
OBSOLETE		3.384	3.300	33	34	3-103323-4
OBSOLETE		3.284	3.200	32	33	3-103323-3
OBSOLETE		3.184	3.100	31	32	3-103323-2
OBSOLETE		3.084	3.000	30	31	3-103323-1
OBSOLETE		2.984	2.900	29	30	3-103323-0
OBSOLETE		2.884	2.800	28	29	2-103323-9
OBSOLETE		2.784	2.700	27	28	2-103323-8
OBSOLETE		2.684	2.600	26	27	2-103323-7
OBSOLETE		2.584	2.500	25	26	2-103323-6
OBSOLETE		2.484	2.400	24	25	2-103323-5
OBSOLETE		2.384	2.300	23	24	2-103323-4
OBSOLETE		2.284	2.200	22	23	2-103323-3
OBSOLETE		2.184	2.100	21	22	2-103323-2
OBSOLETE		2.084	2.000	20	21	2-103323-1
		1.984	1.900	19	20	2-103323-0
OBSOLETE		1.884	1.800	18	19	1-103323-9
OBSOLETE		1.784	1.700	17	18	1-103323-8
OBSOLETE		1.684	1.600	16	17	1-103323-7
OBSOLETE		1.584	1.500	15	16	1-103323-6
OBSOLETE		1.484	1.400	14	15	1-103323-5
OBSOLETE		1.384	1.300	13	14	1-103323-4
OBSOLETE		1.284	1.200	12	13	1-103323-3
OBSOLETE		1.184	1.100	11	12	1-103323-2
OBSOLETE		1.084	1.000	10	11	1-103323-1
		.984	.900	9	10	1-103323-0
OBSOLETE		.884	.800	8	9	103323-9
OBSOLETE		.784	.700	7	8	103323-8
OBSOLETE		.684	.600	6	7	103323-7
OBSOLETE		.584	.500	5	6	103323-6
		.484	.400	4	5	103323-5
		.384	.300	3	4	103323-4
OBSOLETE		.284	.200	2	3	103323-3
OBSOLETE		.184	.100	1	2	103323-2
OBSOLETE		.084	—	—	1	103323-1

PLATING	C	B	A	NO OF POSN	PART NUMBER

THIS DRAWING IS A CONTROLLED DOCUMENT.

DIMENSIONS: INCHES

TOLERANCES UNLESS OTHERWISE SPECIFIED:

0. PLC	± .005
1. PLC	± .005
2. PLC	± .005
3. PLC	± .005
4. PLC	± .005
ANGLES	± .005

MATERIAL: SEE TABLE

FINISH: SEE TABLE

DIN J. MARTINELLI 16OCT92

CHK JOHN KNITTLE 23NOV92

APVD B. FLINCHBAUGH 23NOV92

NAME: HEADER ASSY, MOD II, BREAKAWAY, SINGLE ROW, .100, RA, WITH .025 SQUARE POSTS

APPLICATION SPEC

SIZE: A1

CAGE CODE: 00779

DRAWING NO: 103323

RESTRICTED TO: CUSTOMER DRAWING

SCALE: 4:1

SHEET: 1 of 1

REV: L1