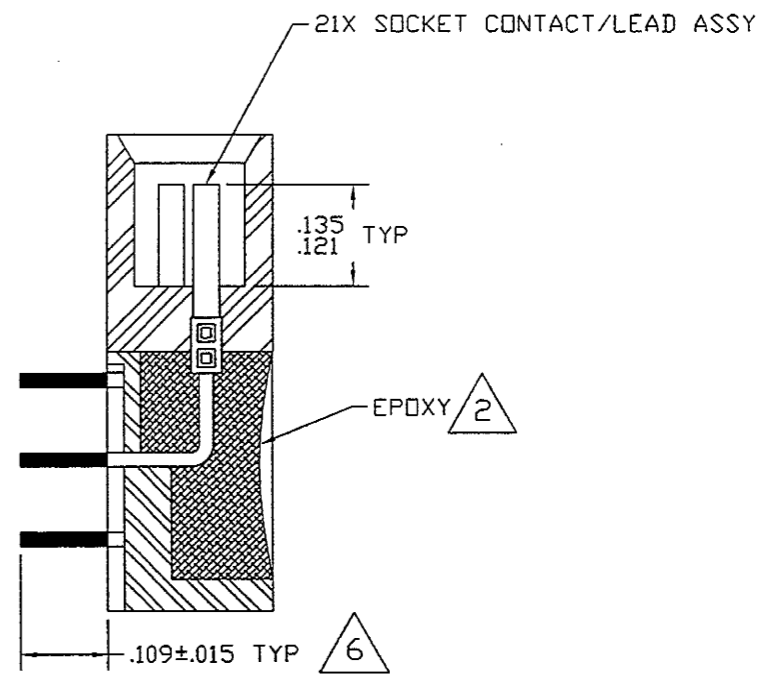
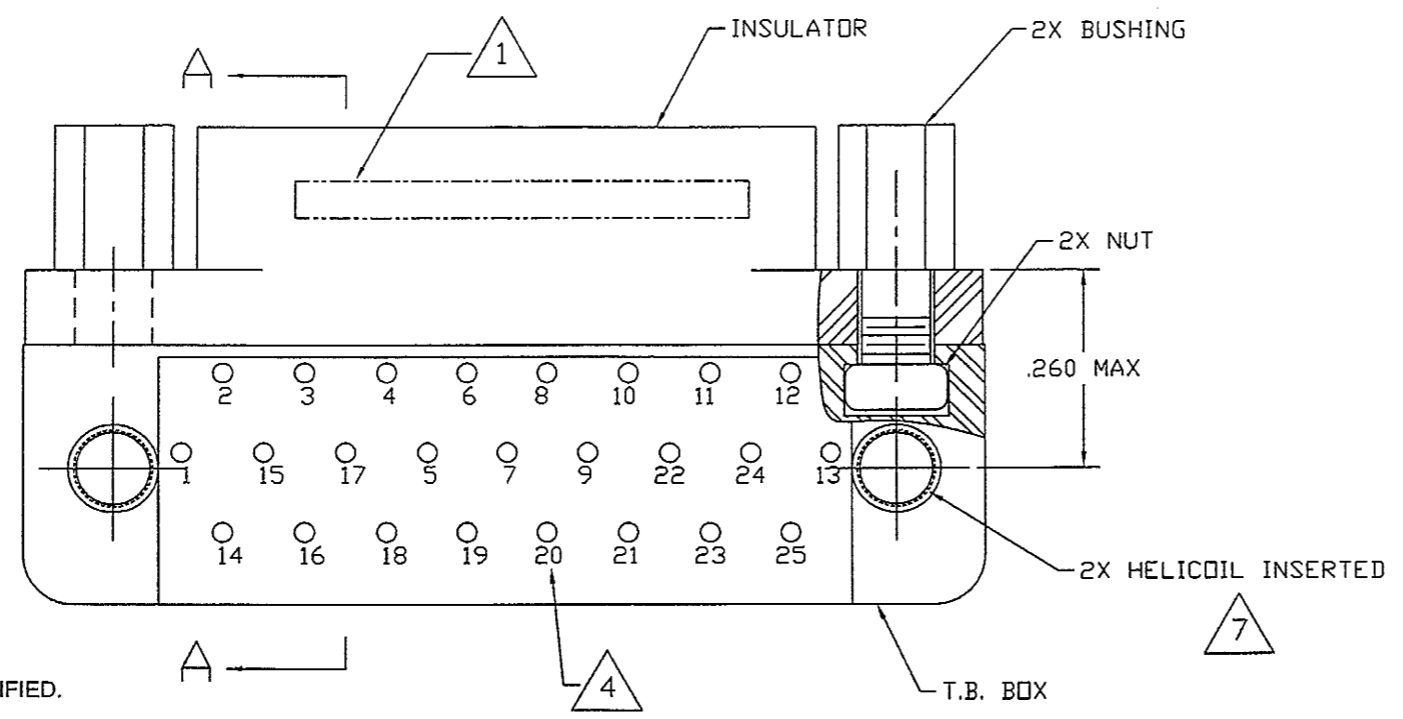
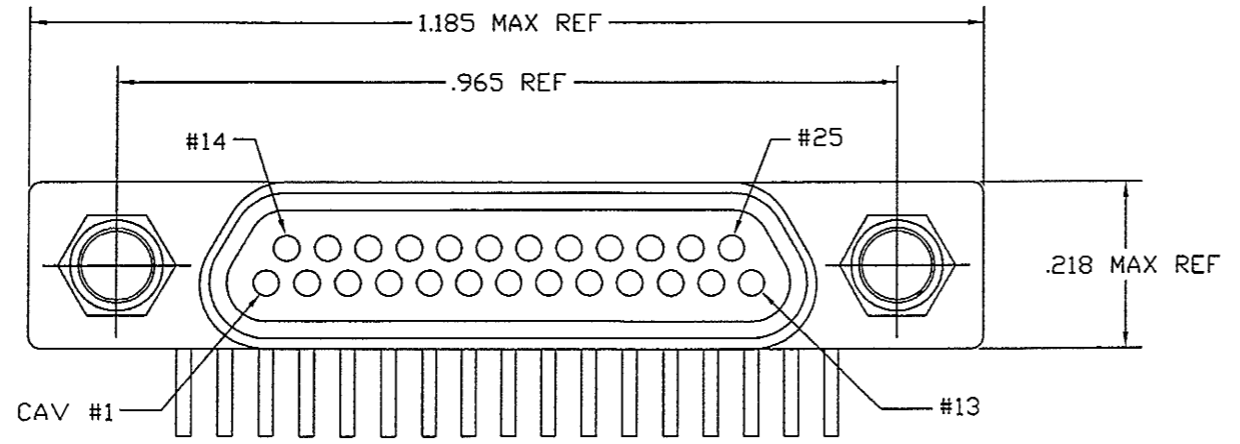


REVISION					
ZONE	LTR	ECN	DESCRIPTION	DATE	APPR.
	B	43431	ADD NOTE 7, HELICOIL INSTALLATION		



NOTES: UNLESS OTHERWISE SPECIFIED.

- 1 MARK PER TPD ON THE OPPOSITE SIDE.
- 2 EPOXY AND EPOXY BACK POTTING AS SHOWN USING 194-8102-6215/6225.
- 3 CRIMP LEADS INTO CONTACTS PER MEP302-05.
- 4 TERMINAL IDENT NUMBERS ARE FOR REF ONLY. THEY DO NOT ACTUALLY APPEAR ON THE PART.
- 5 USE 0-1495196-1 (TUBING) AS REQUIRED TO PREVENT WIRE SHORTING.
- 6 LEADS TO BE TIN DIPPED.
- 7 AFTER POTTING INSTALL HELICOIL:
 - a) PREPARE HOLES TO ACCDEPT HELICOIL: TAP PITCH DIA: .0976/.0996
MINOR DIA: .0899/.0961 (AFTER TAPPING)
MAJOR DIA: .117 MAX.
 - b) INSTALL 3/4 TO 1 1/2 PITCH BELOW SURFACE.
 - c) MUST BE CHECKED TO ASSURE PERMANENT ANCHORAGE.

ITEM NO.	PART NUMBER	NOMENCLATURE OR DESCRIPTION	MATERIAL SPECIFICATION	QTY REQ'D
PARTS LIST				
DIMENSIONS ARE INCHES. TOLERANCES ARE: .XX ±.01 .XXX ±.005 ANG ±2° BREAK EDGES: .005 MAX		APPROVALS DRAWN W. ARAI P.E.	DATE 11/15/04	tyco Microdot Connectors Division 306 Pasadena Avenue South Pasadena, CA 91030
MATERIAL:		THIS INFORMATION IS CONFIDENTIAL AND PROPERTY TO TYCO ELECTRONICS CORPORATION AND ITS WORLD WIDE SUBSIDIARIES AND AFFILIATES. IT MAY NOT BE DISCLOSED TO ANYONE OTHER THAN TYCO PERSONNEL WITHOUT WRITTEN AUTHORIZATION FROM TYCO ELECTRONICS CORPORATION, HARRISBURG, PENNSYLVANIA USA		
FINISH:		MICRODOT P/N: 625-0025-0004		PROD CODE G605
SURFACE AREA: (SQ. INCHES)		SIZE B	CODE IDENT NO. 98278	DWG. NO. 1-1532221-1
		SCALE: NONE	CAD FILE:	SHEET 1 OF 1