© – TE Connectivity. All Rights Reserved.

REVISIONS

P	LTR	DESCRIPTION	DATE	DWN	APVD
	D	REVISED PER ECO-21-002133	15APR2021	SM	AH

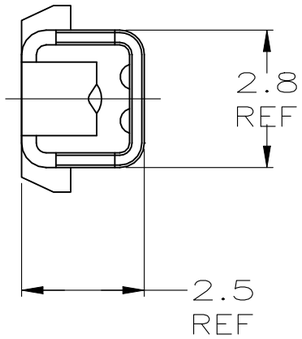

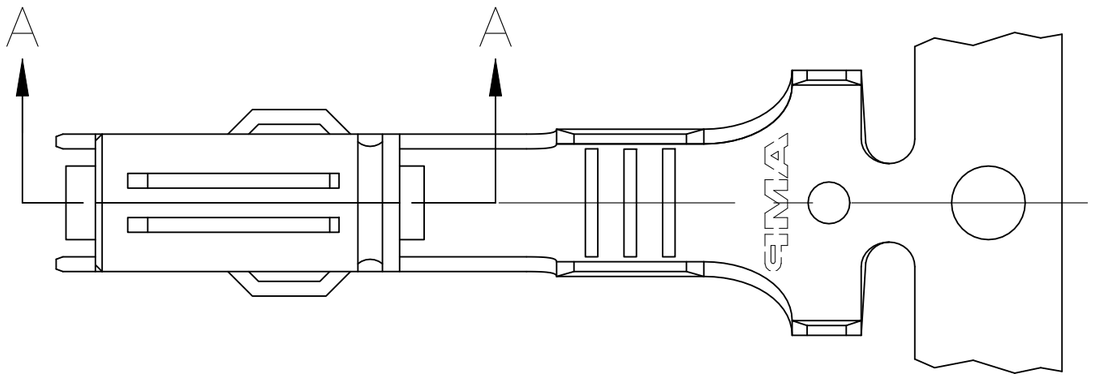

1. NYE FLUOROETHER GREASE
2. FOR GOLD PLATED PART ONLY – AT LEAST ONE "G" INDICATOR MUST BE VISIBLE IN THIS LOCATION ON EITHER SIDE INDICATING GOLD PLATED CONTACT

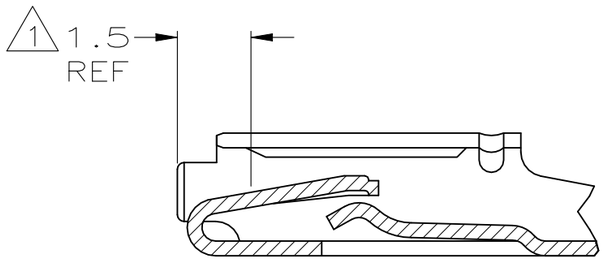

SECTION A–A
SCALE 8:1

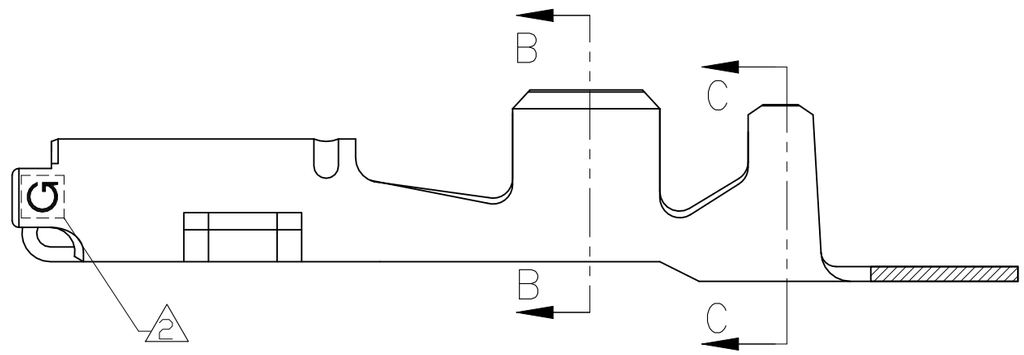

FINISH	INSULATION DIAMETER	WIRE RANGE	PART NUMBER
TIN	1.2 – 2.7Ø	AVS 0.5 – 2.0mm² (#20 – #14 AWG)	184289–3
SELECT GOLD	1.2 – 2.7Ø	AVS 0.5 – 2.0mm² (#20 – #14 AWG)	184289–1

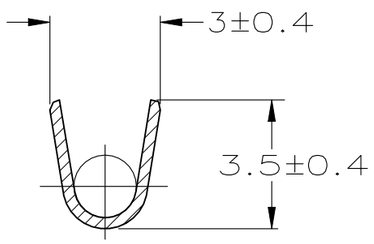

SECTION B–B

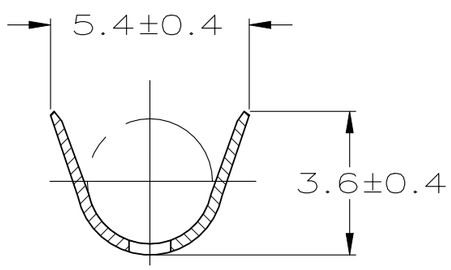

SECTION C–C

THIS DRAWING IS A CONTROLLED DOCUMENT.

DIMENSIONS: mm

TOLERANCES UNLESS OTHERWISE SPECIFIED:
0 PLC ± –
1 PLC ± 0.3
2 PLC ± –
3 PLC ± –
4 PLC ± –
ANGLES ± 2°

MATERIAL: PH BRZ (0.3 THK)

FINISH: –

DWN K.WISE 04/14/97
CHK E.OSWANDEL 04/15/97
APVD E.OSWANDEL 04/15/97
PRODUCT SPEC –
APPLICATION SPEC –
WEIGHT 0

TE Connectivity

NAME: CONTACT, RECEPTACLE, .070 – –

SIZE	CAGE CODE	DRAWING NO	RESTRICTED TO
A3	00779	C-184289	–

CUSTOMER DRAWING

SCALE 8:1 | SHEET 1 OF 1 | REV D

1470–19 (1/15)