THIS DRAWING IS UNPUBLISHED. RELEASED FOR PUBLICATION – ,– .
© COPYRIGHT – By – ALL RIGHTS RESERVED.

LOC	DIST
CM	00

REVISIONS

P	LTR	DESCRIPTION	DATE	DWN	APVD
	AB3	REVISED PER ECR-16-005891	22APR16	A.Q	D.Z

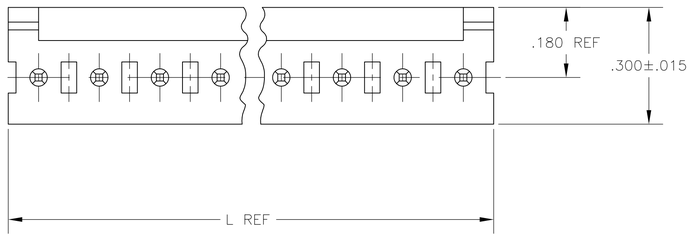

1. MATERIAL : HEADER–THERMOPLASTIC POLYESTER GLASS–FILLED 94V–0 (NATURAL) POST–COPPER ALLOY
2. FINISH: CONTACT–TIN PLATED
3. PRELIMINARY–NOT FOR PRODUCTION.

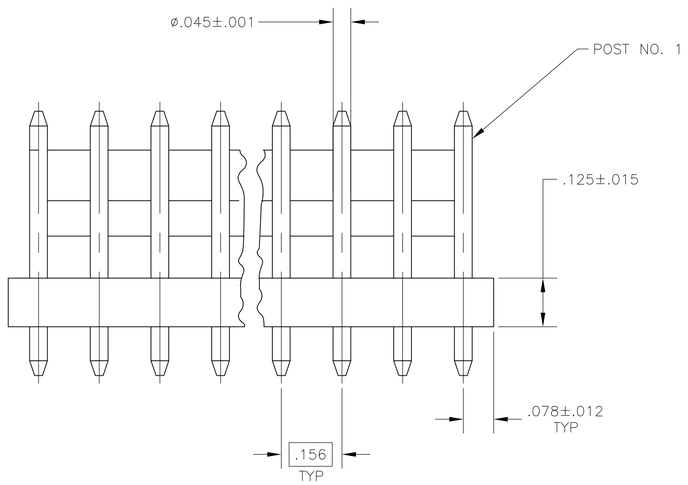

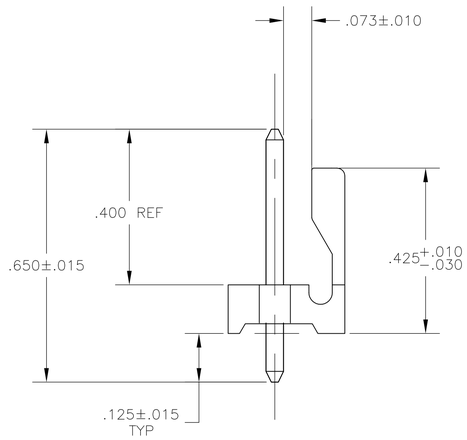

	L MM	L [IN]	NUMBER OF POSITIONS	PART NUMBER
3	2,4	51.51	2.028	13	4–640388–3
	2,4	19.81	.780	5	4–640388–5
3	7,9	39.62	1.560	10	4–640388–0
3	2	11.89	.468	3	3–640388–3
	NONE	95.10	3.744	24	2–640388–4
	NONE	91.14	3.588	23	2–640388–3
	NONE	87.17	3.432	22	2–640388–2
	NONE	83.21	3.276	21	2–640388–1
	NONE	79.25	3.120	20	2–640388–0
	NONE	75.29	2.964	19	1–640388–9
	NONE	71.32	2.808	18	1–640388–8
	NONE	67.36	2.652	17	1–640388–7
	NONE	63.40	2.496	16	1–640388–6
	NONE	59.44	2.340	15	1–640388–5
	NONE	55.47	2.184	14	1–640388–4
	NONE	51.51	2.028	13	1–640388–3
	NONE	47.55	1.872	12	1–640388–2
	NONE	43.59	1.716	11	1–640388–1
	NONE	39.62	1.560	10	1–640388–0
	NONE	35.66	1.404	9	640388–9
	NONE	31.70	1.248	8	640388–8
	NONE	27.74	1.092	7	640388–7
	NONE	23.77	.936	6	640388–6
	NONE	19.81	.780	5	640388–5
	NONE	15.85	.624	4	640388–4
	NONE	11.89	.468	3	640388–3
	NONE	7.92	.312	2	640388–2

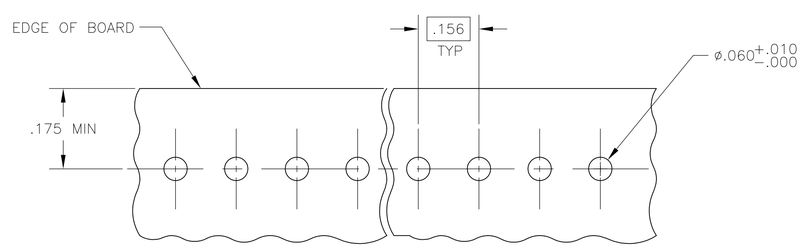

RECOMMENDED MOUNTING HOLE PATTERN
FOR .063 THICK P.C. BOARD

THIS DRAWING IS A CONTROLLED DOCUMENT.

DIMENSIONS: INCHES

TOLERANCES UNLESS OTHERWISE SPECIFIED:
0 PLC ± –
1 PLC ± –
2 PLC ± –
3 PLC ± .005
4 PLC ± –
ANGLES ± –

MATERIAL 1
FINISH 2

DWN S. HOOVER 05NOV02
CHK D. BOSSI 05NOV02
APVD D. BOSSI 05NOV02
PRODUCT SPEC 108–1051
APPLICATION SPEC 114–1020
WEIGHT –

TE Connectivity

NAME MTA–.156 HEADER ASSEMBLY, FRICTION LOCK, STRAIGHT .045 ROUND POST, TIN PLATED

SIZE A1 | CAGE CODE 00779 | DRAWING NO C–640388 | RESTRICTED TO –

CUSTOMER DRAWING | SCALE N/A | SHEET 1 OF 1 | REV AB3

AD3 REVISED PER ECR-16-005891 22APR16 A.Q D.Z

4805 (3/11)