© 2023TE Connectivity. All Rights Reserved.

REVISIONS

P	LTR	DESCRIPTION	DATE	DWN	APVD
	D	REVISED(ECR-20-015614)	02MAR2021	JY	YJ
	D1	REVISED(ECR-22-159779)	10JAN2023	JY	KT
	D2	REVISED(ECR-24-200434)	16FEB2024	CI	YH
	E	REVISED(ECR-24-213085)	08NOV2024	DG	YH

CODING-A(P/N:1897726-2)

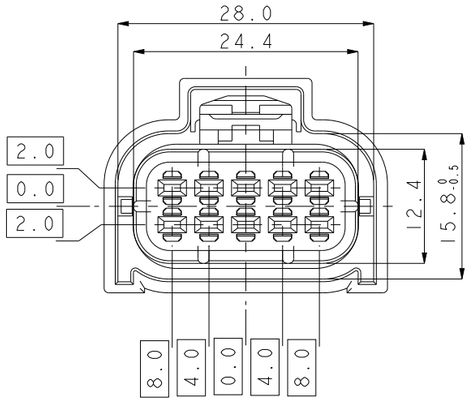

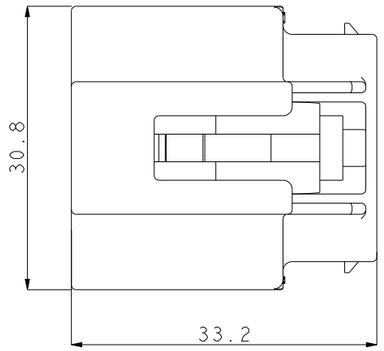

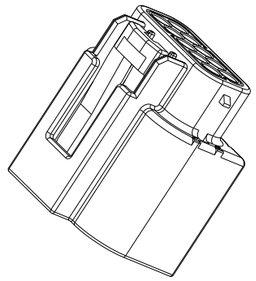

ISO VIEW

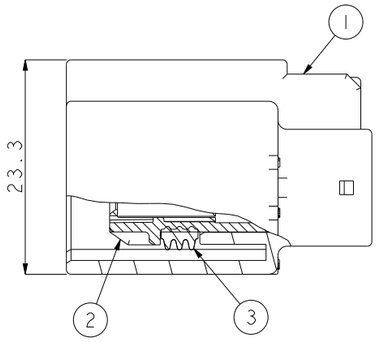

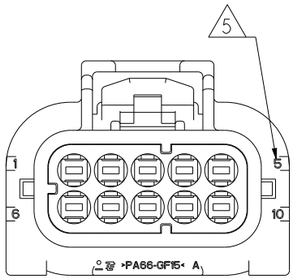

CODING-A(P/N:1-1897726-2)

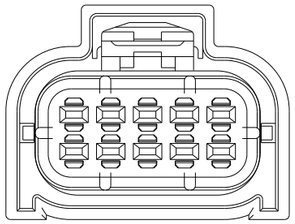

Missing dimension see
P/N: 1897726-2

7 DEAD END PLUG
INSERTION DEPTH: 1.5mm $^{+1.5}_{-0}$

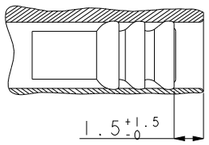

SCALE 3:1

CODING-B(P/N:2-1897726-3)

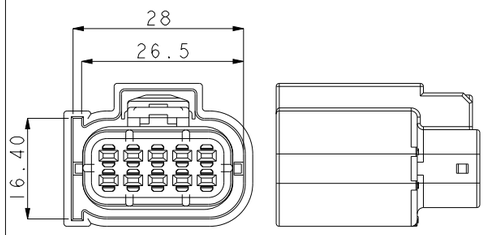

Missing dimension see
P/N: 1897726-2

D1 CODING-B(P/N:3-1897726-3)

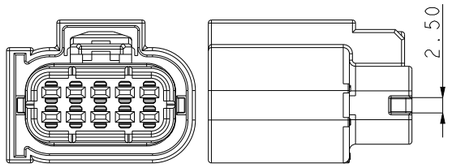

Missing dimension see
P/N: 1897726-2
2-1897726-3

TABLE 1. APPLICABLE REC. CONTACT.

ASS'Y P/N	REC.	PART NO.	WIRE RANGE(mm^2)	INSULATION DIA.(mm) (FLR)
1897726-2	MCP 1.5 6	1241378	0.2-0.35	1.1-1.4
		D2 1241380	0.5-1.0	1.4-2.1
1-1897726-2 2-1897726-3	MT-III	1241730	0.3~0.5	1.15~1.6
		1241732	0.5~1.0	1.4~2.0
	MT-II	962875-1	0.5	1.2~1.6
		1703414	1.25	2.2~2.4

TABLE 2. APPLICABLE SINGLE WIRE SEALS

WIRE RANGE(mm^2)	INSULATION DIA.(mm)	COLOR	PART NO.
0.35-0.50	1.2~1.6	RED	964971-1
0.50-0.75	1.4~1.9	GRAY	963530-1
1.0	1.9~2.1	YELLOW	964972-1
1.25	1.9~2.4	ORANGE	2112323-1

TABLE 3. APPLICABLE SINGLE WIRE SEALS

APPLICABLE ASS'Y P/N	DEAD END PLUG	COLOR	PART NO.
1-1897726-2	DEAD END PLUG 7	WHITE	963531-1
		NATURAL	1394132-1
2-1897726-3		NATURAL	1394132-1

NOTE ;
1. GENERAL TOLERANCE : ±0.3, ±3.0°
2. APPLICABLE REC. CONTACT : SEE TABLE 1.
3. APPLICABLE SINGLE WIRE SEAL : SEE TABLE 2.
D1 4. THE MATING TAB HSG P/N : 1897725-2,1-1897725-3
2310352-2,1-2310352-2
5 CURCUIT NO.
6 GM RESTRICTED P/N
7 DEAD END PLUG INSERTION DEPTH : 1.5 $^{+1.5}_{-0}$
D1 8. APPLICABLE COVER P/N : SEE TABLE 4

D1 TABLE 4. APPLICABLE COVER HSG

PLUG ASS'Y	MATING COVER HSG
1897726-2	2219417-2
1-1897726-2	
2-1897726-3	
3-1897726-3	2374021-2

NO.	PART NO.	DESCRIPTION	MATERIAL	COLOR	Q'TY			
					REC. ASS'Y (D1)			DESCRIPTION
					3-1897726-3	2-1897726-3	1-1897726-2	1897726-2
3	1-2005918-6	INNER SEAL	SILICONE	RED ORANGE	1	1	1	ASS'Y P/N
	2005918-1			GREEN				1
E 2	2188707-3	CAVITY PLUG HSG	PBT-GF20	GRAY	1	1	1	
	1897728-2		PA6-GB20-GF10	BLACK				1
D1 1	2-1897727-3	REC. HSG	PA66-GF15	GRAY	1			
	1-1897727-3			GRAY		1		
	1897727-2			BLACK			1	1

THIS DRAWING IS A CONTROLLED DOCUMENT.

DIMENSIONS: mm

TOLERANCES UNLESS OTHERWISE SPECIFIED:
0 PLC ±-
1 PLC ±0.5
2 PLC ±0.13
3 PLC ±0.013
4 PLC ±0.0001
ANGLES ±-

MATERIAL -

FINISH -

DWN SM LEE
CHK KT LIM
APVD HG CHO
PRODUCT SPEC -
APPLICATION SPEC -
WEIGHT -

TE Connectivity

NAME MCP1.5 SEALED 10P REC. HSG ASS'Y

SIZE	CAGE CODE	DRAWING NO	RESTRICTED TO
A3	00779	C-1897726	-

CUSTOMER DRAWING | SCALE 3:2 | SHEET 1 OF 1 | REV E

1470-19 (3/13)